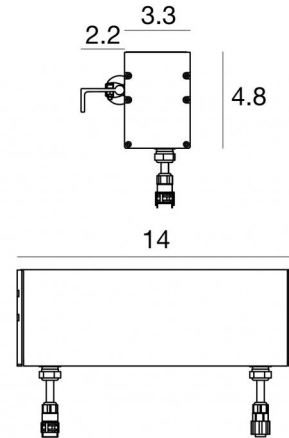




Linear | 6 x powerLEDs 32 W | CRI 80 | 2700K | Elliptical | Anodized Aluminum | Wet location | 120V/277V on/off
LL-E90458-M-25



Technical data	
Type	Surface
Installation position	Wall lights - Ceiling
Installation environment	Outdoor
Light Source	LED
Optics	Elliptical
Light emission direction	frontal
Power	32 W
Operation	120V/277V + None interface
Source lumens	3629 lm
CCT	2700 K
Color rendering index	80 Ra
Safety class	Class 2
IP	IP67
IK	IK08
Glow wire test	850°
Direct mounting on normally flammable surfaces	Yes
CE	Yes
ETL	Yes
Driver included	Integral driver
Dimmable article	No
Directional	Swivelling
total angle (vertical plane)	135 °
Tilting	No
Walk-over	No
Drive-over	No
Cable included	Yes
Cable length	0.56 ft
Resin potting	No
Type of light emission	Single emission
Electrostatic discharge protection	4 KV
Surge protection	6 KV
Optics technology	Dark light
Product technological characteristics	TCS - TVS
Ordinary temperature on the glass	104 °F

Finishing casing

Material	Aluminum 6060
Color	Anodized Aluminum
Process	20 µm anodizing

Finishing diffuser

Material	Extra clear glass - Tempered
Color	transparent
Process	Silk-screening

Finishing bracket

Material	Aluminum 6060
Color	Anodized Aluminum
Process	20 µm anodizing

Cables Electrification

Cable connector	Female Socket 3 Pin
IP (locked condition)	68
Cable connector	Male Plug 3 pin

Notes:



Linear | 6 x powerLEDs 32 W | CRI 80 | 2700K | Elliptical | Anodized Aluminum | Wet location | 120V/277V on/off | Base
LL-E90458-M-25

Single emission lines for outdoor application. The super warm LED light source with an elliptical light distribution is composed of 6 powered LEDs with CCT of 2700 K and a CRI 80; the source luminous flux is 3629 lm, with a 113.4 lm/W nominal luminous efficacy.

The device body is made of aluminium 6060 and features an anodized aluminum finish, processed by means of 20 µm anodizing; the diffuser is made of extra clear glass - tempered with a silk-screening treatment. The ingress protection degree is IP67; the total weight is of 0 lbs.

The total absorbed power is 35 W. The power supply cable is included and features a 0.558 ft length.

and can be wall lights or ceiling-mounted.

Compliant with the EN 60598-1 standard and its specific provisions.

Energy efficiency class

This product contains 2 light sources of energy efficiency class E.

Led features

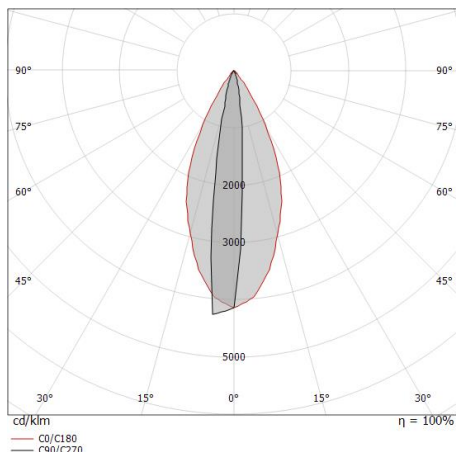
Light Output Ratio (LOR)	50 %
Source lumens	3629 lm
Delivered lumens	1831 lm
Power	35 W
Luminaire efficacy	52 lm/W
Color temperature	2700 K
Standard Deviation of Colour Matching	3 Step MacAdam
Color rendering index	80 Ra
Black Body Locus	On

LED Life / Failure Ratio

L70 B10 C0 247450h (at Tj 60 Ta 25)

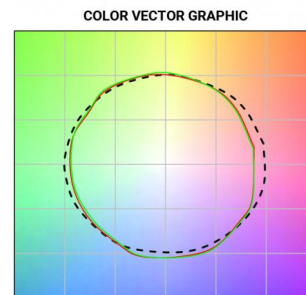
OPTICAL

Light distribution symmetry	Symmetrical 2
C0/C180 optics	46°



Distance [m]	Cone diameter [m]	illuminance [lx]
0.5	0.42	E(0°) 30326 E(C0) 11899
1.0	0.84	E(0°) 7582 E(C0) 2975
1.5	1.27	E(0°) 3370 E(C0) 1322
2.0	1.69	E(0°) 1895 E(C0) 744
2.5	2.11	E(0°) 1213 E(C0) 476
3.0	2.53	E(0°) 842 E(C0) 331

Distance [m] Cone diameter [m] Illuminance [lx]
 — C0/C180 (Half-peak divergence: 45.8°)





Cable and connector

Length 78.74 in; ; cable gland: no; external diameter: 0.37 in;
colors: white - black - blue - green - brown - yellow-green.

Code

E99057



Cable and connector

Length 196.85 in; ; cable gland: no; external diameter: 0.37 in;
colors: white - black - blue - green - brown - yellow-green.

Code

E98147



Cable and connector

Length 393.7 in; ; cable gland: no; external diameter: 0.37 in;
colors: white - black - blue - green - brown - yellow-green.

Code

E98146