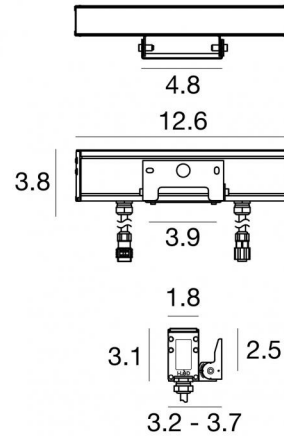




Linear | 6 x powerLED 13.2 W | CRI 80 | 2700K | Spot | Anodized Aluminum | Wet location |
 120V/277V on/off
LL-E92112-M-15



Technical data	
Type	Surface
Installation position	Wall lights
Installation environment	Outdoor
Light Source	LED
Optics	Spot
Light emission direction	frontal
Power	13.2 W
Operation	120V/277V + None interface
Source lumens	1692 lm
CCT	2700 K
Color rendering index	80 Ra
Safety class	Class 2
IP	IP67
IK	IK10
Glow wire test	850°
Direct mounting on normally flammable surfaces	Yes
CE	Yes
ETL	Yes
Driver included	Integral driver
Dimmable article	No
Directional	Swivelling
total angle (horizontal plane)	90 °
Tilting	No
Walk-over	No
Drive-over	No
Cable included	Yes
Cable length	0.66 ft
Resin potting	No
Type of light emission	Single emission
Net weight	2.43 lbs
Electrostatic discharge protection	4 KV
Surge protection	6 KV
Product technological characteristics	TCS - TVS
Ordinary temperature on the glass	104 °F

Finishing casing

Material	Aluminum 6060
Color	Anodized Aluminum
Process	20 µm anodizing

Finishing diffuser

Material	Extra clear glass - Tempered
Color	transparent
Process	Silk-screening

Finishing bracket

Material	AISI 316 steel
Color	steel

Cables Electrification

IP (locked condition)	68
Cable connector	Female Socket 3 Pin
Cable connector	Male Plug 3 pin

Notes:



Linear | 6 x powerLED 13.2 W | CRI 80 | 2700K | Spot | Anodized Aluminum | Wet location | 120V/277V on/off | Base
LL-E92112-M-15

Single emission lines for outdoor application. The super warm LED light source with a spot light distribution is composed of 6 powered LEDs with CCT of 2700 K and a CRI 80; the source luminous flux is 1692 lm, with a 128.2 lm/W nominal luminous efficacy.

The device body is made of aluminium 6060 and features a anodised aluminum finish, processed by means of 20 µm anodizing; the diffuser is made of extra clear glass - tempered with a silk-screening treatment. The ingress protection degree is IP67; the total weight is of 2.425 lbs.

The total absorbed power is 14.5 W. The power supply cable is included and features a 0.656 ft lenght.

and can be wall lights-mounted.

Compliant with the EN 60598-1 standard and its specific provisions.

Energy efficiency class

This product contains a light source of energy efficiency class D.

Led features

Light Output Ratio (LOR)	58 %
Source lumens	1692 lm
Delivered lumens	986 lm
Power	14.5 W
Luminaire efficacy	68 lm/W
Color temperature	2700 K
Standard Deviation of Colour Matching	1.5 Step
Color rendering index	80 Ra

LED Life / Failure Ratio

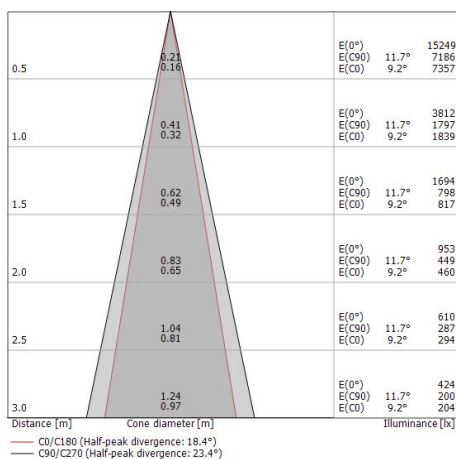
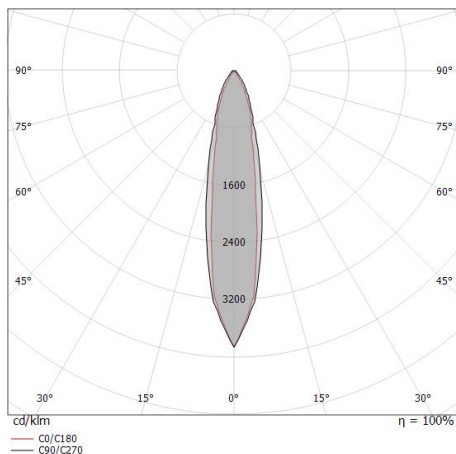
L70 B10 C0 361980h (at Tj 60 Ta 25)

UGR

UGR axial	17.5
UGR transversal	8.4
X=4H Y=8H	S=0.25H
Reflection factor	70/50/20

OPTICAL

Light distribution symmetry	Symmetrical 2
C0/C180 optics	18°
C90/C270 optics	23°





Cable and connector

Length 78.74 in; ; cable gland: no; external diameter: 0.37 in;
colors: white - black - blue - green - brown - yellow-green.

Code

E99057



Cable and connector

Length 196.85 in; ; cable gland: no; external diameter: 0.37 in;
colors: white - black - blue - green - brown - yellow-green.

Code

E98147



Cable and connector

Length 393.7 in; ; cable gland: no; external diameter: 0.37 in;
colors: white - black - blue - green - brown - yellow-green.

Code

E98146