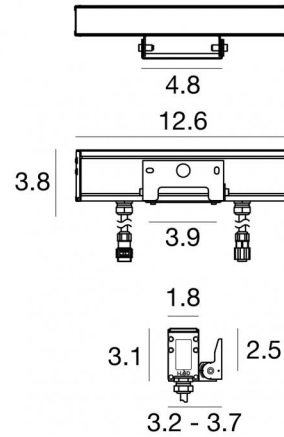




Linear | 6 x powerLEDs 13.2 W | CRI 80 | 3000K | Flood | Anodized Aluminum | Wet location  
 | 120V/277V on/off  
**LL-E92112-W-30**



Technical data	
Type	Surface
Installation position	Wall lights
Installation environment	Outdoor
Light Source	LED
Optics	Flood
Light emission direction	frontal
Power	13.2 W
Operation	120V/277V + None interface
Source lumens	1812 lm
CCT	3000 K
Color rendering index	80 Ra
Safety class	Class 2
IP	IP67
IK	IK10
Glow wire test	850°
Direct mounting on normally flammable surfaces	Yes
CE	Yes
ETL	Yes
Driver included	Integral driver
Dimmable article	No
Directional	Swivelling
total angle (horizontal plane)	90 °
Tilting	No
Walk-over	No
Drive-over	No
Cable included	Yes
Cable length	0.66 ft
Resin potting	No
Type of light emission	Single emission
Net weight	2.43 lbs
Electrostatic discharge protection	4 KV
Surge protection	6 KV
Product technological characteristics	TCS - TVS
Ordinary temperature on the glass	104 °F

### Finishing casing

Material	Aluminum 6060
Color	Anodized Aluminum
Process	20 µm anodizing

### Finishing diffuser

Material	Extra clear glass - Tempered
Color	transparent
Process	Silk-screening

### Finishing bracket

Material	AISI 316 steel
Color	steel

### Cables Electrification

IP (locked condition)	68
Cable connector	Female Socket 3 Pin
Cable connector	Male Plug 3 pin

### Notes:

---



---



---



---



---



Linear | 6 x powerLEDs 13.2 W | CRI 80 | 3000K | Flood | Anodized Aluminum | Wet location  
 | 120V/277V on/off | Base  
**LL-E92112-W-30**

Single emission lines for outdoor application. The warm white LED light source with a flood light distribution is composed of 6 powered LEDs with CCT of 3000 K and a CRI 80; the source luminous flux is 1812 lm, with a 137.3 lm/W nominal luminous efficacy.

The device body is made of aluminium 6060 and features a anodised aluminum finish, processed by means of 20 µm anodizing; the diffuser is made of extra clear glass - tempered with a silk-screening treatment. The ingress protection degree is IP67; the total weight is of 2.425 lbs.

The total absorbed power is 14.5 W. The power supply cable is included and features a 0.656 ft lenght.

and can be wall lights-mounted.

Compliant with the EN 60598-1 standard and its specific provisions.

### Energy efficiency class

This product contains a light source of energy efficiency class D.

### Led features

Light Output Ratio (LOR)	53 %
Source lumens	1812 lm
Delivered lumens	974 lm
Power	14.5 W
Luminaire efficacy	67 lm/W
Color temperature	3000 K
Standard Deviation of Colour Matching	1.5 Step
Color rendering index	80 Ra

### LED Life / Failure Ratio

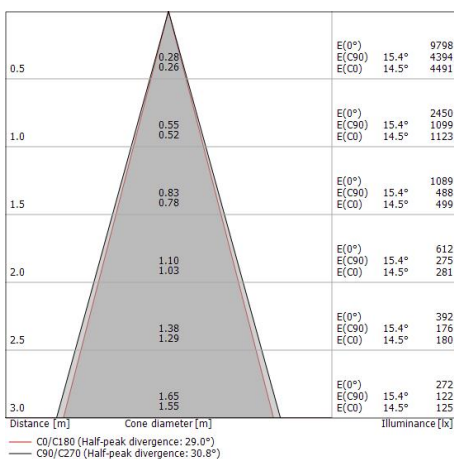
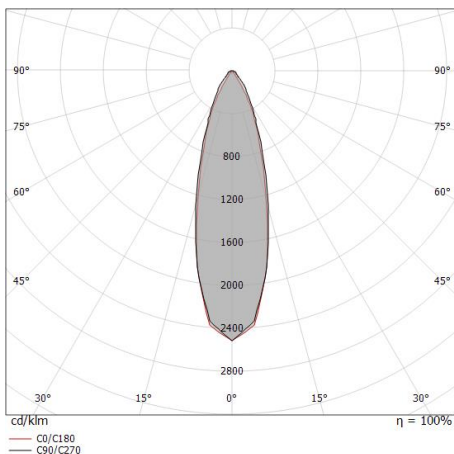
L70 B10 C0 361980h (at Tj 60 Ta 25 )

### UGR

UGR axial	17.3
UGR transversal	9.9
X=4H   Y=8H	S=0.25H
Reflection factor	70/50/20

### OPTICAL

Light distribution symmetry	Symmetrical
C0/C180 optics	29°





Cable and connector

Length 78.74 in; ; cable gland: no; external diameter: 0.37 in;  
colors: white - black - blue - green - brown - yellow-green.

**Code**

E99057



Cable and connector

Length 196.85 in; ; cable gland: no; external diameter: 0.37 in;  
colors: white - black - blue - green - brown - yellow-green.

**Code**

E98147



Cable and connector

Length 393.7 in; ; cable gland: no; external diameter: 0.37 in;  
colors: white - black - blue - green - brown - yellow-green.

**Code**

E98146