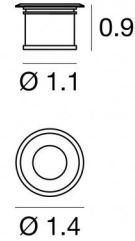




Uplights | 1 x powerLED 1.0 W | CRI 80 | 3000K | Wide Flood | Gray RAL 9006 | Wet location | 350mA
LL-E92061-W-60



1.1

Technical data	
Type	Frame
Installation position	Floor
Installation environment	Outdoor
Light Source	LED
Optics	Wide Flood
Power	1 W
Operation	350mA
Source lumens	145 lm
CCT	3000 K
Color rendering index	80 Ra
Safety class	Class 2
IP	IP66
Glow wire test	850°
Direct mounting on normally flammable surfaces	Yes
CE	Yes
ETL	Yes
Dimmable article	No
Directional	No
Tilting	No
Walk-over	Yes
Drive-over	No
Cable included	Yes
Cable length	3.28 ft
Resin potting	Yes
Type of light emission	Single emission
Net weight	0.14 lbs
Electrostatic discharge protection	No
Surge protection	No
Product technological characteristics	TVS
Ordinary temperature on the glass	104 °F

Finishing casing	
Material	OT58 brass
Color	Gray RAL 9006
Process	Powder coating

Cables Electrification	
Cable connector	No

Notes:



Uplights | 1 x powerLED 1.0 W | CRI 80 | 3000K | Wide Flood | Gray RAL 9006 | Wet location | 350mA | Base
LL-E92061-W-60

Single emission uplights for outdoor application. The warm white LED light source with a wide flood light distribution is composed of 1 powered LEDs with CCT of 3000 K and a CRI 80; the source luminous flux is 145 lm, with a 145.0 lm/W nominal luminous efficacy.

The device body is made of ot58 brass and features a grey ral 9006 finish, processed by means of powder coating. The ingress protection degree is IP66; the total weight is of 0.137 lbs.

The total absorbed power is 1 W. The power supply cable is included and features a 3.281 ft lenght.

and can be floor-mounted, with a 1.142 in diameter hole (in plasterboard) with an outer casing, code E84915(for concrete or masonry).

Compliant with the EN 60598-1 standard and its specific provisions.

Energy efficiency class

This product contains a light source of energy efficiency class D.

Led features

Light Output Ratio (LOR)	62 %
Source lumens	145 lm
Delivered lumens	91 lm
Power	1,0 W
Luminaire efficacy	91 lm/W
Color temperature	3000 K
Standard Deviation of Colour Matching	1.5 Step
Color rendering index	80 Ra

LED Life / Failure Ratio

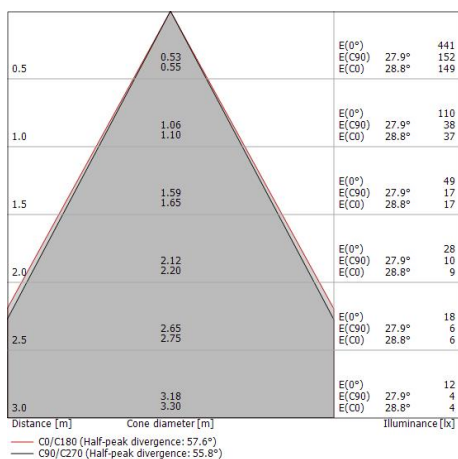
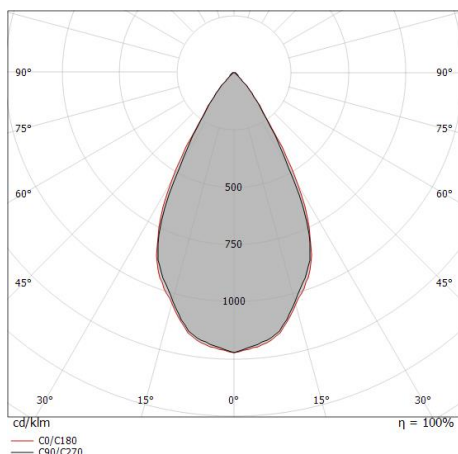
L70 B10 C0 361980h (at Tj 60 Ta 25)

UGR

UGR axial	20.9
UGR transversal	21
X=4H Y=8H	S=0.25H
Reflection factor	70/50/20

OPTICAL

Light distribution symmetry	Symmetrical
C0/C180 optics	56°





Outer casing - White
Type of installation: masonry L=1.65in, H=1.38in, D=1.38in

Code
E84336



Outer casing - nickel
Type of installation: masonry L=1.93in, H=2.36in, D=2.36in

Code
E84915