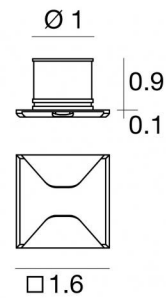




Wall Lights | 1 x powerLED 1.0 W | CRI 80 | 3500K | Radial 180° | Dark brown | Dry location
 | 350mA
LL-E96974-T-18



Technical data	
Type	Semi-recessed
Installation position	Wall lights - Ceiling
Installation environment	Indoor
Light Source	LED
Optics	Radial
Light emission direction	downward
Power	1 W
Operation	350mA
Source lumens	145 lm
CCT	3500 K
Color rendering index	80 Ra
Safety class	Class 2
IP	IP20
Glow wire test	850°
Direct mounting on normally flammable surfaces	Yes
CE	Yes
ETL	Yes
Dimmable article	No
Directional	No
Tilting	No
Walk-over	No
Drive-over	No
Cable included	Yes
Cable length	0.39 ft
Resin potting	Yes
Type of light emission	Double emission
Net weight	0.09 lbs
Electrostatic discharge protection	No
Surge protection	No
Product technological characteristics	TVS
Ordinary temperature on the glass	104 °F

Finishing casing	
Material	Aluminum 6026
Color	Dark brown
Process	Powder coating

Cables Electrification	
Cable connector	No

Notes:



Wall Lights | 1 x powerLED 1.0 W | CRI 80 | 3500K | Radial 180° | Dark brown | Dry location
 | 350mA
LL-E96974-T-18

Double emission wall lights for indoor application. The 3500 LED light source with a radial light distribution is composed of 1 powered LEDs with CCT of 3500 K and a CRI 80; the source luminous flux is 145 lm, with a 145.0 lm/W nominal luminous efficacy.

The device body is made of aluminium 6026 and features a dark brown finish, processed by means of powder coating. The ingress protection degree is IP20; the total weight is of 0.088 lbs.

The total absorbed power is 1 W. The power supply cable is included and features a 0.394 ft length.

and can be wall lights or ceiling-mounted, with a 1.142 in diameter hole (in plasterboard) with an outer casing, code E84915(for concrete or masonry).

Compliant with the EN 60598-1 standard and its specific provisions.

Energy efficiency class

This product contains a light source of energy efficiency class E.

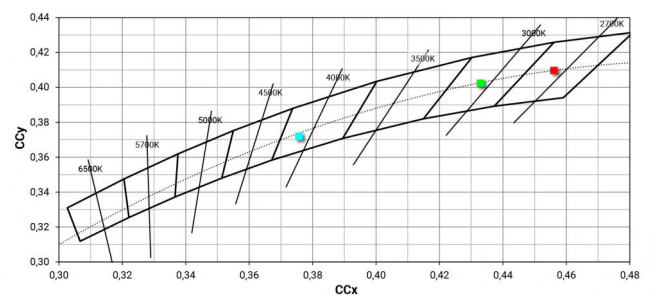

Led features

Source lumens	145 lm
Color temperature	3500 K
Standard Deviation of Colour Matching	1/16 ANSI BIN
Color rendering index	80 Ra
Black Body Locus	On

LED Life / Failure Ratio

L70 B10 C0 361980h (at Tj 60 Ta 25)

COLOR VECTOR GRAPHIC





Envelope_2 | Wall Lights | Accessories
LL-E96974-T-18



Outer casing - White
Type of installation: masonry L=1.65in, H=1.38in, D=1.38in

Code
E84336



Outer casing - nickel
Type of installation: masonry L=1.93in, H=2.36in, D=2.36in

Code
E84915