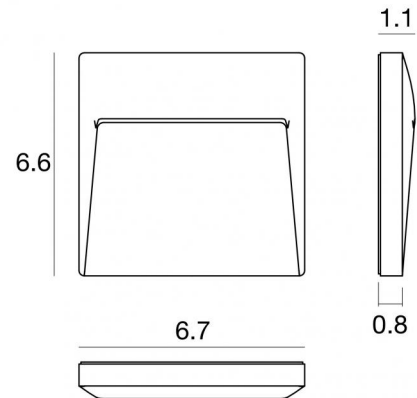




Wall Lights | topLED 6 W | CRI 80 | 3000K | Asymmetric Wallwasher | Embossed white RAL 9003 | Wet location | 24V
LL-E81343-W-07



Technical data	
Type	Encasement without flange
Installation position	Wall lights
Installation environment	Outdoor
Light Source	LED
Optics	Asymmetric Wallwasher
Light emission direction	downward
Power	6 W
Operation	24V
Source lumens	699 lm
Voltage	24V
CCT	3000 K
Color rendering index	80 Ra
Safety class	Class 2
IP	IP65
IK	IK10
Glow wire test	850°
Direct mounting on normally flammable surfaces	Yes
CE	Yes
ETL	Yes
Dimmable article	No
Directional	No
Tilting	No
Walk-over	No
Drive-over	No
Cable included	Yes
Cable length	0.98 ft
Resin potting	Yes
Type of light emission	Single emission
Net weight	1.87 lbs
Electrostatic discharge protection	4 KV
Surge protection	4 KV
Product technological characteristics	Acquastop
Ordinary temperature on the glass	104 °F

Finishing casing	
Material	Die-cast Aluminum EN AB - 46100
Color	Embossed white RAL 9003
Process	Open pore anodizing + Powder Coating

Finishing diffuser	
Material	Extra clear glass - Tempered
Color	transparent
Process	Silk-screening

Cables Electrification	
Cable connector	No

Notes:

Envelope_W Wall-Recessed



Wall Lights | topLED 6 W | CRI 80 | 3000K | Asymmetric Wallwasher | Embossed white RAL 9003 | Wet location | 24V | Base
LL-E81343-W-07

Single emission wall lights for outdoor application. The warm white LED light source with a asymmetric wallwasher light distribution is composed of 18 topped LEDs with CCT of 3000 K and a CRI 80; the source luminous flux is 699 lm, with a 116.5 lm/W nominal luminous efficacy.

The device body is made of die-cast aluminium en ab - 46100 and features a embossed white ral 9003 finish, processed by means of open pore anodizing + powder coating; the diffuser is made of extra clear glass - tempered with a silk-screening treatment. The ingress protection degree is IP65; the total weight is of 1.874 lbs.

The total absorbed power is 6 W. The power supply cable is included and features a 0.984 ft lenght.

and can be wall lights-mounted with an outer casing, code E99744(for concrete or masonry).

Compliant with the EN 60598-1 standard and its specific provisions.

Energy efficiency class

Led features

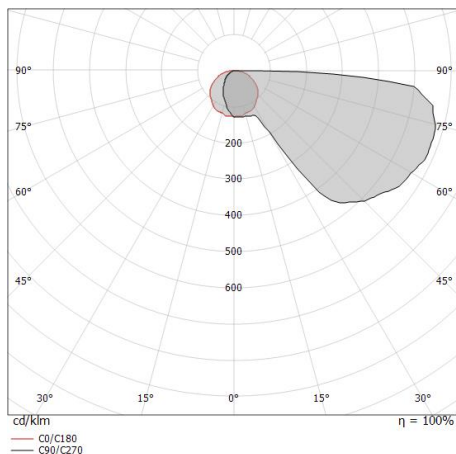
Light Output Ratio (LOR)	66 %
Source lumens	699 lm
Delivered lumens	465 lm
Power	6 W
Luminaire efficacy	77 lm/W
Color temperature	3000 K
Standard Deviation of Colour Matching	3 Step MacAdam
Color rendering index	80 Ra

LED Life / Failure Ratio

L70 B10 C0 145770h (at Tj 65 Ta 25)

OPTICAL

Light distribution symmetry	Symmetrical 2
C0/C180 optics	123°



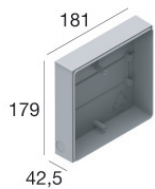
Distance [m]	Cone diameter [m]	illuminance [lx]
0.5	1.86	E(0°) 235 E(C0) 13
1.0	3.71	E(0°) 59 E(C0) 3
1.5	5.57	E(0°) 26 E(C0) 1
2.0	7.43	E(0°) 15 E(C0) 1
2.5	9.29	E(0°) 9 E(C0) 1
3.0	11.14	E(0°) 7 E(C0) 0

Distance [m] Cone diameter [m] Illuminance [lx]
 — C0/C180 (Half-peak divergence: 123.4°)



Envelope_W Wall-Recessed | Wall Lights | Accessories

LL-E81343-W-07



Outer casing

installation position: wall lights; type of installation: masonry

L=7.13in, H=7.05in, D=2.07in

Code

E99744