

KT2100-T SERIES – LATITUDE™
Configurable Segments – 2-Channel Tunable



Type: _____ Project: _____

VisaLighting.com/products/Latitude

Fill in shaded boxes using information listed below

Order Code: _____

MODEL **A** SOURCE VOLTAGE **B** FINISH **C** MOUNTING

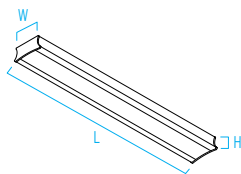


Latitude upgrades the linear convention. Extreme multi-functionality means Latitude's planes provide batwing downlight distribution and sidelight illumination to graze surfaces.

DIMENSIONS

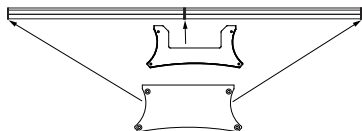
W = Width H = Height L = Length

W	6-7/8"	(175 mm)
H	3"	(76 mm)
L	See table on this page A	



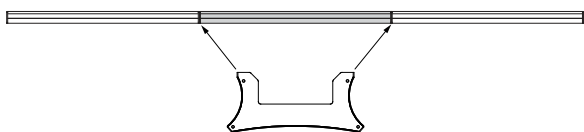
END MODELS

KT2104, KT2106, KT2108



MID-RUN MODELS

KT2114, KT2116, KT2118



A SOURCE (Select one) and VOLTAGE

MVOLT fixture accepts 120 through 277 input voltage
Dimmable 0-10V to 5% and minimum 90CRI, 3-step MacAdam (2700K-5000K)
Source options are for both sidelight and downlight

Model Number	Description	Source*	Dimensions
KT2104-T	4' interconnectable end model	See CM2104-T	L 48" (1219 mm)
KT2106-T	6' interconnectable end model	See CM2106-T	L 48" (1219 mm)
KT2108-T	8' interconnectable end model	See CM2108-T	L 96" (1219 mm)
KT2114-T	4' interconnectable mid-run model	See CM2114-T	L 48" (1219 mm)
KT2116-T	6' interconnectable mid-run model	See CM2116-T	L 72" (1219 mm)
KT2118-T	8' interconnectable mid-run model	See CM2118-T	L 96" (1219 mm)

* See CM models for source, lumens and watts
Source selection is configured for both sidelight and downlight
Downlight and sidelight are separately switched for dimming
Recommend CCT be controlled together for downlight and sidelight

B FINISH (Select one)

See page 2 for color chart

Powder Coat Painted Finishes (Standard)


AG7038 Agate Grey	GLIM Glimmer	PB1035 Pearl Beige
BMAT Bronze Matte	GSIL Graphite Silver	RUST Rust
BRNZ Bronze	GW9002 Grey White	SUNG Sungold
BSIL Blade Silver	HTHR Heather	TW9016 Traffic White
CVBL Cove Blue	JB9005 Jet Black	
CW9001 Cream	OBRZ Old Bronze	

C MOUNTING (Select one)

GRID	T-Bar Mount
SURF	Surface Drywall Mount

ACCESSORIES (ORDER SEPARATELY)

T0916	9/16" wide T-bar ceiling grid mounting clips (for use with GRID option only)
T1516	15/16" wide T-bar ceiling grid mounting clips (for use with GRID option only)



LED



ETL Listed

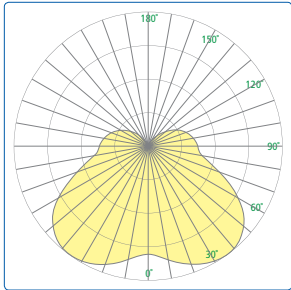


5 Year Warranty

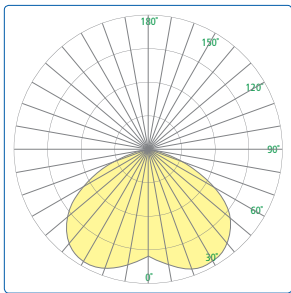
KT2100-T SERIES – LATITUDE
Configurable Segments – 2-Channel Tunable



Photometrics



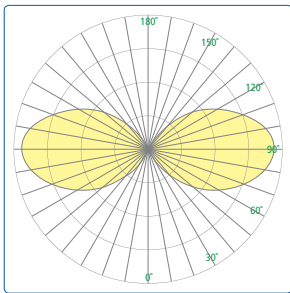
Combined



Down

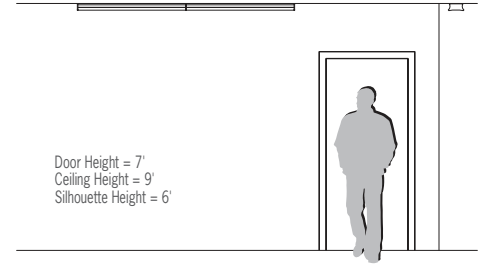
Technical Information

- Integral driver
- Two Channel Tunable control capability provides independent control of CCT and dimming using two separate 0-10V controllers (by others)
- Batwing downlight distribution
- Downlight and sidelight controlled independently for dimming (may be field wired for simultaneous control)
- Ceiling surface mount and ceiling grid mount options
- 90+ CRI
- Extruded aluminum body
- Co-extruded acrylic lenses
- No VOC powder coat paint finish
- ETL listed for damp locations. Not suited for exterior applications




Side

Relative Scale Drawing



Specify color code when ordering. For accurate color matching, individual paint and finish samples are [available upon request](#)
For additional information see VisaLighting.com/finishes

Painted Finishes (Standard)



This document contains information which is the property of Visa Lighting, and may not, in whole or in part, be duplicated, disclosed, or used for design or manufacturing purposes without the prior written permission of Visa Lighting. ©Visa Lighting. Design Modification Rights Reserved.