

CP2410-W – LINESSE™

3" Direct Linear Pendant – White LED



Type: Project:

VisaLighting.com/products/Linesse

Fill in shaded boxes using information listed below

Order Code: **CP2410-W**

MODEL

A LENGTH

B SOURCE

C VOLTAGE

D SOURCE
OPTION

E DIMMING
CONTROL

F FINISH

G OPTION(S)

H OAH

I MOUNTING

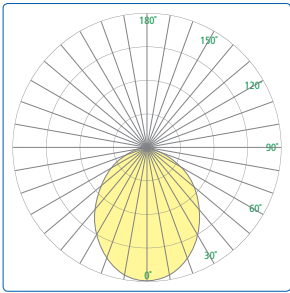
J CORNER
TYPE



The 3" wide linear pendant provides a sophisticated look for any project requiring an easy to install, upscale lighting system. It gives you a slim and sleek profile making it the perfect choice for hotel lobbies, offices, universities, retail spaces and more.




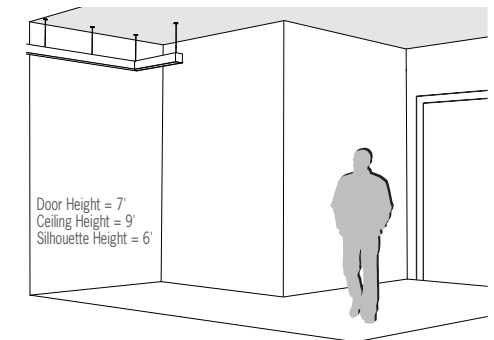
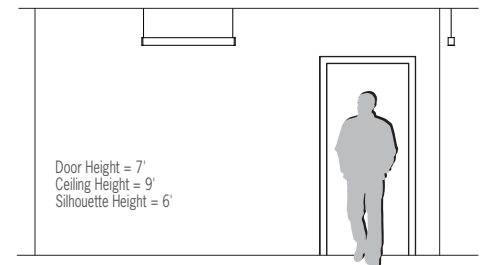
Photometrics



Technical Information

- Extruded aluminum housing; die cast end caps
- Extruded, snap-in diffuse acrylic lens
- Integral driver
- Multiple lumen output options
- Optional 90+ CRI
- Maximum 7A per supply connection
- Room-side maintenance
- Wiring access available on top of housing
- Optional DALI and Lutron EcoSystem Hi-Lume 1% dimming
- Optional integral emergency driver
- Optional integral daylight, occupancy, or combined daylight+occupancy sensors
- No VOC powder coat paint
- UL listed for damp locations. Not suited for exterior applications

Relative Scale Drawings



LED



UL Listed



5 Year Warranty

CP2410-W – LINESSE

3" Direct Linear Pendant – White LED



A NOMINAL LENGTH (Select one)

Individual Fixtures (in inches)	
24	48
36	96

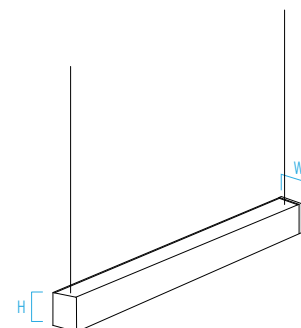
FOR CONTINUOUS RUNS OR CORNER CONFIGURATIONS:

– Signed factory submittal drawings required for release to production

Individual units cannot be joined. Cords and endcaps installed at factory

LINEAR DIMENSIONS

W = Width	H = Height
W	3" (76 mm)
H	4" (102 mm)



B SOURCE (Select one) and C VOLTAGE (Select one)

MVOLT fixture accepts 120 through 277 input voltage
Dimmable 0-10V to 1%, minimum 80CRI, within 3-step MacAdam

LED Sources	CCT	Delivered Lumens per Foot	Power (Watts) per Foot	Voltage
L30K-L	3000K	600	5.6	MVOLT or 347V
L30K-H	3000K	900	8.7	
L30K-VH	3000K	1150	12.0	
L35K-L	3500K	625	5.6	
L35K-H	3500K	900	8.7	
L35K-VH	3500K	1175	12.0	
L40K-L	4000K	650	5.6	
L40K-H	4000K	950	8.7	
L40K-VH	4000K	1225	12.0	

D SOURCE OPTION

Minimum 80CRI within 3-step MacAdam if CRI option is not selected

- 90CRI** Color rendering index minimum 90CRI; minimum R9 value of 50 (delivered lumens reduced by 15%)
- IEM** Emergency driver & battery, provides 12W power to fixture/section for 90 minutes (available only on 4' lengths and longer). Through-wire harness for emergency circuit wiring is included for all fixtures in a continuous run between power input and a fixture equipped with IEM option

E DIMMING CONTROL COMPATIBILITY (Select one)

0-10V dimming is included unless another dimming protocol is selected

⚠ Option availability may be interdependent with Voltage, Source or Other Options

- DAI** DALI-compatible dimming to min 1% (can be wired for separate switching) (not available with DLT, IDO, IOS, or 347V)
- LDE1** Lutron EcoSystem dimming control to 1% with soft-on and fade-to-black (can be wired for separate switching) (not available with DLT, IDO, IOS, or 347V)

F FINISH (Select one)

Powder Coat Painted Finishes (Standard)

- BLA** Pure Black
- SIL** Silver
- WHI** Signal White
- BLA** Pure Black
- SIL** Silver
- WHI** Signal White

Options continued on Page 3

CP2410-W – LINESSE

3" Direct Linear Pendant – White LED



Options continued from page 2

G OPTIONS (Multiple Selections Allowed)

⚠ Option availability may be interdependent with Voltage, Source or Other Options

DLT	Integral daylight sensor (not available with IDO, IOS, LDE1, or DALI options)
IDO	Integral daylight & occupancy sensor (not available with DLT, IOS, LDE1, or DALI options)
IOS	Integral occupancy sensor (not available with DLT, IDO, LDE1, or DALI options)

H OAH (inches) (Select one)

30	(fully adjustable, max 24" cable length)
76	(fully adjustable, max 72" cable length)
150	(fully adjustable, max 144" cable length)

I MOUNTING KITS (Select ceiling type) (Optional)

MK3DP-916	2 clips for 9/16" tee grid
MK3DP-1516	2 clips for 15/16" tee grid
MK3DP-HC	Hard ceiling
MK3DP-SLT	2 clips for 9/16" screw slot grid

Note: Power feed end kits include aircraft cable and white power cord with 5" canopy (painted white), and cable support clips for T-bar mount or straps for J-box, and griplocks with threaded studs for cable connection

Note: Non-power support kits include aircraft cable support clips for T-bar and griplocks with threaded studs for cable connection or hard ceiling applications, attach threaded stud to ceiling (hardware by others); white painted 2" mini-canopy provided to cover ceiling attachment

J CORNER TYPE

HRZ90	Horizontal corner. No endcaps, daisy chain harnesses at both ends. Cannot be used without starter and ender fixtures
--------------	--

CORNER DIMENSIONS

W = Width	H = Height	
W	3"	(76 mm)
H	4"	(102 mm)
L	23"	(584 mm)

