

WURM-DW-HE

Q-CAP Flexible Fixtures



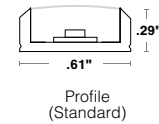
WURM-DW-HE is a fully encapsulated flexible linear LED fixture suitable for use in applications where your white light changes temperatures within the same strip. Because of its dry and wet rating, it is perfect for not only indoor use but also as outdoor accent lighting, especially when the light needs to be low-profile. WURM-DW-HE encapsulates our 24-volt high efficacy dynamic white LED strips in polyurethane. Available in a clear finish, where diodes are visible.

Output [Calculated L70 = 40000 hours]

Tested for WURM-DW-HE-WSCS-DRY

CCT	SO Standard Output 1.5 W/ft Per Channel		HO High Output 2.5 W/ft Per Channel	
	ENC/CL		ENC/CL	
	LM	CRI	LM	CRI
2400K	133	92	198	92
2700K	126	96	201	97
3000K	132	97	206	97
4000K	142	97	225	98

Dimensions



Wiring Detail



Part Number Builder



Product	Mounting	Rated	CCT	Output	Lens	Type	Connector/ Wire in	Connector/ Wire out	End Caps (No feed)	Length (in)
WURM-DW-HE					ENC/CL		BW			
<div> <div> Voltage: 24 VDC Wattage: see table </div> <div> WSCS MCS </div> <div> DRY (IP20) </div> <div> WET (IP67) </div> <div> 24/30 27/40 </div> <div> SO (3.0W) </div> <div> HO (5.0W) </div> <div> ENC/CL </div> <div> Single (Closed exit) S1 </div> <div> Pass through P1 </div> <div> BW </div> <div> N/A </div> <div> WH </div> <div> N/A </div> </div>										
										12"-191" Consult factory for lengths under 12".

ENCAPSULATED
PRODUCTS
ARE NOT FIELD
CUTTABLE

- **BW** comes in standard 24" - request custom length (Max 120") by writing it in inches next to "BW" in the order code box (ex. BW48)
- **Connector/Wire In or Out** not needed to specify product. Standard configuration is type S1, Connector/Wire In: BW & Connector/Wire Out: N/A with white endcap (WH)

Flexibility



- 5 year warranty
- Field modifications are not covered under Q-Tran warranty
- Up/Down & Helical Bend
- Data subject to change, all data has +/- 5% tolerance
- Ambient or mounting surface must not be lower than -4°F or higher than: SO - 125°F; HO - 115°F



Mounting NOTE: 2 white snug clips provided per first 12", 1 for each additional 12". Other mounting styles incur additional charge, see price guide for details.

WSCS

White snug clip small

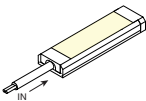
MCS

Magnetic clip small
(Cove use only)

Type

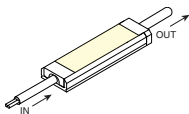
SINGLE (Input only)

S1



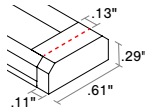
PASS THROUGH (Input/Output)

P1



End Caps (No Feed)

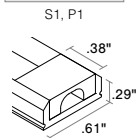
WH



White endcaps
.11" added at end
.24" dim spot

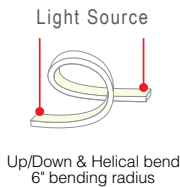
End Caps (With Feed)

End Feed



White endcaps
.0" added at end
.38" dim spot

Bend Radius *Max recommended rotation of 1 rotation per 16"



Compatible Accessories

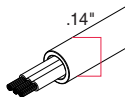
See website for additional accessories options

Q-ANGLE



Connector/Wire – In/Out

BW



Bare Wire 24"

Lens with LED visibility

ENC/CL



Encapsulated
in clear

NOTE: Indirect view recommended

Compatible Power Supplies

See website for additional power supply options

QTM-eLED+DMX

QTM-eLED+WD

QTM-eLED+AW

QOM-DRIVE

QOM-DRIVE

