

WURM-RGBW

Q-CAP Flexible Fixtures



WURM-RGBW is a fully encapsulated flexible linear LED fixture suitable for your application that requires color or white light within the same LED. Because of its dry and wet rating, it is perfect for not only indoor use but also as outdoor accent lighting, especially when the light needs to be low-profile. WURM-RGBW encapsulates our 24-volt dynamic color RGBW LED strips in polyurethane. Offered in standard output (6.0W/ft total load) with colors including red, green, blue, and white light in color temperatures of 2700K and 3000K. Available in a clear finish, where diodes are visible. WURM-RGBW has a unique up/down and helical bend with a maximum recommended rotation of 1 rotation per 16".

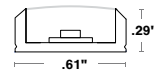
Output [Calculated L70 = 40000 hours]

Tested for WURM-RGBW-WSCS-DRY

SO Standard Output			
CCT	LM/FT	Wavelength	Circuit Wattage
Red	34	632	1.3
Green	99	514	1.5
Blue	25	464	1.5

CCT	LM/FT	CRI Ra	CRI R9	TM30 Rf	TM30 Rg	Circuit Wattage
2700K	91	93	69	87	105	1.7
3000K	**	**	**	**	**	1.7

Dimensions



Profile
(Standard)

Wiring Detail



Available in 4" increments from 12"-191"

Part Number Builder

Product	Mounting	Rated	CCT	Output	Lens	Type	Connector/ Wire in	Connector/ Wire out	End Caps (No feed)	Length (in)
WURM-RGBW				SO	ENC/CL		BW			
<div> <div> Voltage: 24 VDC Wattage: 1.5W/ft (per channel) 6.0W/ft (total load) </div> <div> WSCS MCS </div> <div> DRY (IP20) WET (IP67) </div> <div> RGBW - 27 RGBW - 30 </div> <div> SO </div> <div> ENC/CL </div> <div> Single (Closed exit) Pass through </div> <div> S1 P1 </div> <div> BW BW </div> <div> N/A BW </div> <div> WH N/A </div> <div> 12"-191" Consult factory for lengths under 12". </div> </div>										

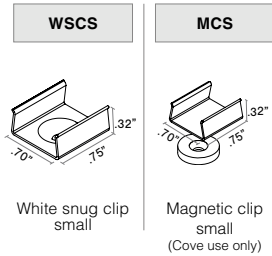
- **BW** comes in standard 24"- request custom length (Max 120") by writing it in inches next to "BW" in the order code box (ex. BW48)
- **Connector/Wire In or Out** not needed to specify product. Standard configuration is type S1, Connector/Wire In: BW & Connector/Wire Out: N/A with white endcaps (WH)

Flexibility



- 5 year warranty
- Field modifications are not covered under Q-Tran warranty
- Up/Down & Helical Bend
- Data subject to change, all data has +/- 5% tolerance

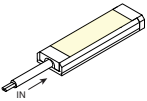
Mounting NOTE: 2 white snug clips provided per first 12", 1 for each additional 12". Other mounting styles incur additional charge, see price guide for details.



Type

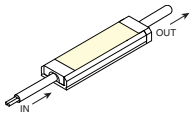
SINGLE (Input only)

S1



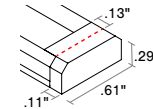
PASS THROUGH (Input/Output)

P1



End Caps (No Feed)

WH



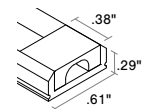
White endcaps
.11" added at end

.24" dim spot

End Caps (With Feed)

End Feed

S1, P1



White endcaps
.0" added at end

.38" dim spot

Bend Radius ^{*}Max recommended rotation of 1 rotation per 16"

Light Source



Up/Down & Helical bend
6" bending radius

Compatible Accessories

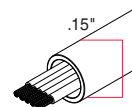
See website for additional accessories options

Q-ANGLE



Connector/Wire – In/Out

BW



Bare Wire 24"

Lens with LED visibility

ENC/CL



Encapsulated
in clear

NOTE: Indirect view recommended

Compatible Power Supplies

See website for additional power supply options

QTM-eLED+DMX



QOM-eLED+DMX



QTM-DRIVE



QOM-DRIVE

