


WURM-RGBW-HE

Q-CAP Flexible Fixtures



WURM-RGBW-HE is a fully encapsulated flexible linear LED fixture suitable for applications that require color or white light within the same LED. Because of its dry and wet rating, it is perfect for indoor use and outdoor accent lighting, especially when the light needs to be low-profile. WURM-RGBW-HE encapsulates our 24-volt dynamic color RGBW high efficacy LED strips in polyurethane. It is offered in standard output (4.0W/ft) with colors including red, green, blue, and white light in color temperatures of 2700K, 3000K, 3500K and 4000K. Available in a clear finish, where diodes are visible. WURM-RGBW-HE has a unique up/down, and helical bend with a maximum recommended rotation of 1 rotation per 16".

Output [Calculated L70 = 40000 hours] Tested for WURM-RGBW-HE-WSCS-DRY

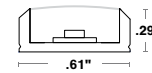
SO Standard Output [3W/ft]

		ENC/CL		
CCT	Lumen/ft	Wavelength	Circuit Wattage	
● Red	35	630	0.77	
● Green	128	517	1.2	
● Blue	31	464	1.1	

SO Standard Output [1W/ft]

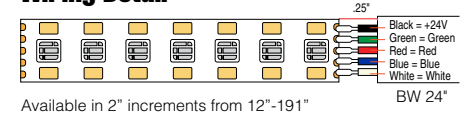
		ENC/CL		
CCT	Lumen/ft	CRI	Circuit Wattage	
● 2700K	70	98	0.86	
● 3000K	75	97	0.86	
● 3500K	77	95	0.86	
● 4000K	77	96	0.86	

Dimensions



Profile (Standard)

Wiring Detail



Part Number Builder

Product	Mounting	Rated	CCT	Output	Lens	Type	Connector/ Wire in	Connector/ Wire out	End Caps (No feed)	Length (in)
WURM-RGBW-HE				SO	ENC/CL		BW			
Voltage: 24 VDC Wattage: 4.0W/ft	WSCS MCS	DRY (IP20) WET (IP67)	RGBW - 27 RGBW - 30 RGBW - 35 RGBW - 40	SO	ENC/CL	Single (Closed exit) S1 Pass through P1	BW	N/A	WH	12"-191" Consult factory for lengths under 12".
							BW	BW	N/A	

ENCAPSULATED PRODUCTS ARE NOT FIELD CUTTABLE

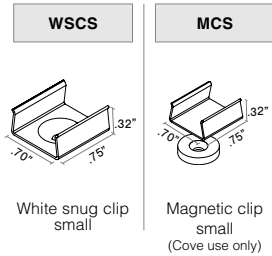
- **BW** comes in standard 24" - request custom length (Max 120") by writing it in inches next to "BW" in the order code box (ex. BW48)
- **Connector/Wire In or Out** not needed to specify product. Standard configuration is type S1, Connector/Wire In: BW & Connector/Wire Out: N/A with white endcaps (WH)

Flexibility



- 5 year warranty
- Field modifications are not covered under Q-Tran warranty
- Up/Down & Helical Bend
- Data subject to change, all data has +/- 5% tolerance

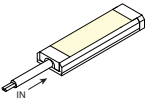
Mounting NOTE: 2 white snug clips provided per first 12", 1 for each additional 12". Other mounting styles incur additional charge, see price guide for details.



Type

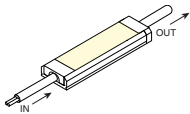
SINGLE (Input only)

S1



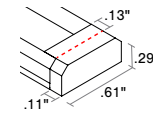
PASS THROUGH (Input/Output)

P1



End Caps (No Feed)

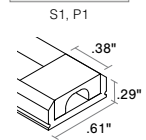
WH



White endcaps
.11" added at end
.24" dim spot

End Caps (With Feed)

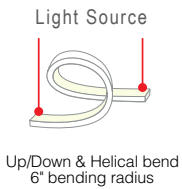
End Feed



White endcaps
.0" added at end
.38" dim spot

Bend Radius

*Max recommended rotation of 1 rotation per 16"



Compatible Accessories

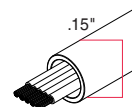
See website for additional accessories options

Q-ANGLE



Connector/Wire – In/Out

BW



Bare Wire 24"

Lens with LED visibility

ENC/CL



Encapsulated in clear

NOTE: Indirect view recommended

Compatible Power Supplies

See website for additional power supply options

QTM-eLED+DMX



QOM-eLED+DMX



QTM-DRIVE



QOM-DRIVE

