

# WAC LIGHTING

## Ashton

### Bathroom Sconce 2700K

Fixture Type: \_\_\_\_\_

Catalog Number: \_\_\_\_\_

Project: \_\_\_\_\_

Location: \_\_\_\_\_

Model & Size	Color Temp	Finish	LED Watts	LED Lumens	Delivered Lumens
WS-39513 13"	2700K	PN Polished Nickel	26W	1093	770

Example: **WS-39513-PN**

- For 277V special order, add an "F" before the finish: WS-39513F-PN
- For alternate color temperature, special order adding 35 or 30:WS-39513-30-PN

For custom requests please contact [customs@wacighting.com](mailto:customs@wacighting.com)

#### DESCRIPTION

A transitional ADA Compliant luminaire to satisfy demanding applications in fine residential and public spaces. The sleek streamlined cylinder of etched opal glass is embraced with handsome plated metal for an elegant finishing touch. This versatile LED luminaire adds brilliant flattering illumination to today's vanities or corridors. Round wall plate and metal accents featured in two stunning finishes. Mounts vertically or horizontally.

#### FEATURES


- WS-39513 emits downlight as well as ambient light and mounted vertically only
- Driver installed within the Junction Box, driver dimension: 2.00" x 1.38" x 1.02"
- 5 year warranty

#### SPECIFICATIONS

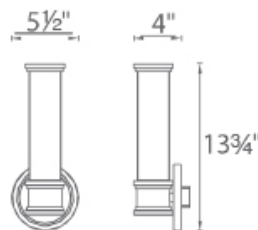
<b>Color Temp:</b>	2700K
<b>Input:</b>	120 VAC,50/60Hz
<b>CRI:</b>	90
<b>Dimming:</b>	ELV: 100-10%
<b>Rated Life:</b>	50000 Hours
<b>Mounting:</b>	Can be mounted on wall vertically or upside down
<b>Standards:</b>	ETL, cETL Damp Location Listed
<b>Construction:</b>	Aluminum hardware with etched opal glass diffuser



#### FINISHES:



#### LINE DRAWING:



#### REPLACEMENT PARTS

- RPL-GLA-7213 - Mouth blown glass
- RPL-GLA-39513-FR - Lens for WS-39513

# WAC LIGHTING

## Ashton

### Bathroom Sconce 2700K

Fixture Type: \_\_\_\_\_

Catalog Number: \_\_\_\_\_

Project: \_\_\_\_\_

Location: \_\_\_\_\_

Model & Size	Color Temp	Finish	LED Watts	LED Lumens	Delivered Lumens
WS-39522 22"	2700K	BB Burnished Brass PN Polished Nickel	30W	1373	990

Example: **WS-39522-PN**

- For 277V special order, add an "F" before the finish: WS-39522F-PN
- For alternate color temperature, special order adding 35 or 30:WS-39522-30-PN

For custom requests please contact [customs@wacighting.com](mailto:customs@wacighting.com)

#### DESCRIPTION

A transitional ADA Compliant luminaire to satisfy demanding applications in fine residential and public spaces. The sleek streamlined cylinder of etched opal glass is embraced with handsome plated metal for an elegant finishing touch. This versatile LED luminaire adds brilliant flattering illumination to today's vanities or corridors. Round wall plate and metal accents featured in two stunning finishes. Mounts vertically or horizontally.

#### FEATURES

- WS-39513 emits downlight as well as ambient light and mounted vertically only
- Transformer installed within the Junction Box, transformer dimension: 2.00" x 1.38" x 1.02"
- 5 year warranty

#### SPECIFICATIONS


Color Temp:	2700K
Input:	120 VAC, 50/60Hz
CRI:	90
Dimming:	ELV: 100-10%
Rated Life:	50000 Hours
Mounting:	Can be mounted on wall vertically or upside down
Standards:	ETL, cETL Damp Location Listed
Construction:	Aluminum hardware with etched opal glass diffuser

#### REPLACEMENT PARTS

RPL-GLA-7213 - Mouth blown glass



#### FINISHES:



Polished Nickel

Burnished Brass

#### LINE DRAWING:

