

DATE:	PROJECT:	TYPE:
-------	----------	-------

CATALOG NUMBER LOGIC:



*Base height limited to 6" max. with Brass and Stainless Steel Canopy.

**120V only

CATALOG NUMBER LOGIC

Example: B - AR - LED - TR - x54 - SP - POL - 12 - 11 - C - 20 - INC - MT - PP

MATERIAL

(Blank) - Aluminum B - Brass S - Stainless Steel

SERIES

AR - ArtiStar

SOURCE

LED - Chip on Board (COB) Technology

HOUSING

TR - Integral Driver

LED TYPE

x52 - 10W LED/2700K x53 - 10W LED/3000K x54 - 10W LED/4000K

OPTICS

SP - Spot (20°) FL - Flood (40°) WFL - Wide Flood (60°)

FINISH (See page 2 for full-color swatches)

Standard Finishes (BZP, BZW, BLP, BLW, WHP, WHW, SAP, VER)

Premium Finish (ABP, AMG, AQW, BCM, BGE, BPP, CAP, CMG, CRI, CRM, HUG, MDS, NBP, OCP, RMG, SDS, SMG, TXF, WCP, WIR)

Also available in RAL Finishes

Brass Finishes (MAC, POL, MIT)

Stainless Steel Finishes (MAC, POL)

LENS TYPE

9 - Clear (Standard) 12 - Soft Focus 13 - Rectilinear

SHIELDING

11 - Honeycomb Baffle

CAP STYLE

A - 45°

B - 90°

C - Flush

D - 45° Less Weephole (Interior use only)

E - 90° Less Weephole (Interior use only)

F - 90° with Flush Lens

BASE HEIGHT

8" (Standard), 14", 20", & 26" with Anchor Base

CONTROL TYPE

ELV - Dimming Driver (For use with Electronic Low Voltage Dimmer)**

INC - Dimming Driver (For use with Incandescent Dimmer)**

010 - Dimming Driver (For use with 0-10 Dimming, 1-100%)

INPUT VOLTAGE

MT - 120-277 VAC Input

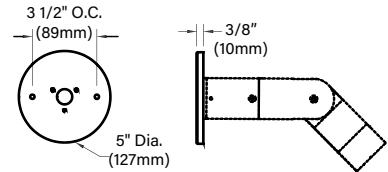
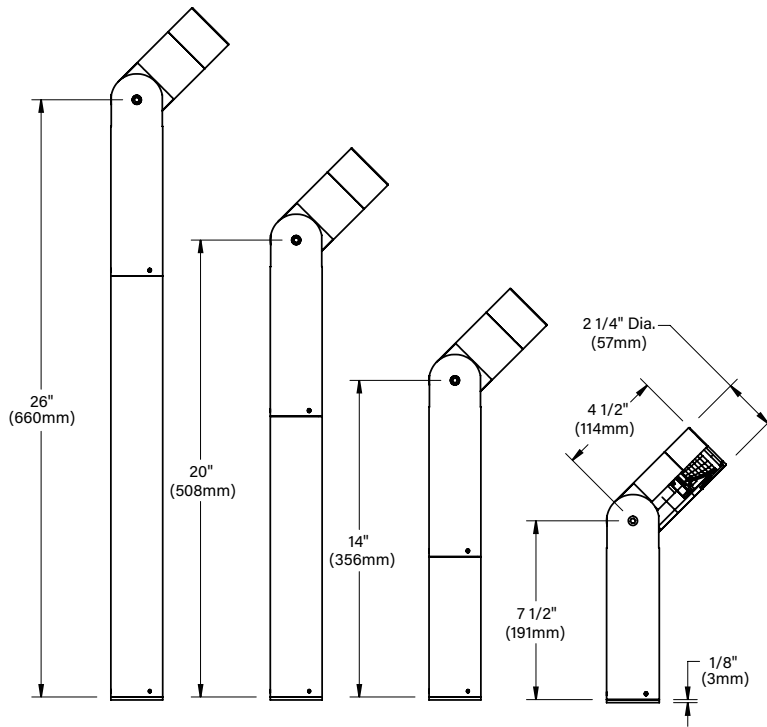
MOUNTING OPTIONS

PP - 18" Power Pipe Stake Mount

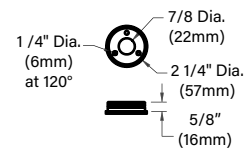
SF - Stability Flange (For use with Power Pipe)

WM - Wall or Ceiling Mount with 5" dia. Machined Canopy*

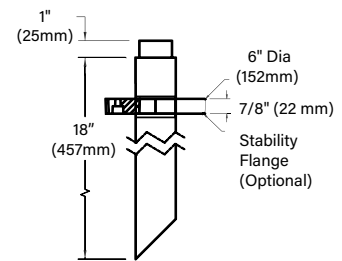
DATE: _____ PROJECT: _____ TYPE: _____



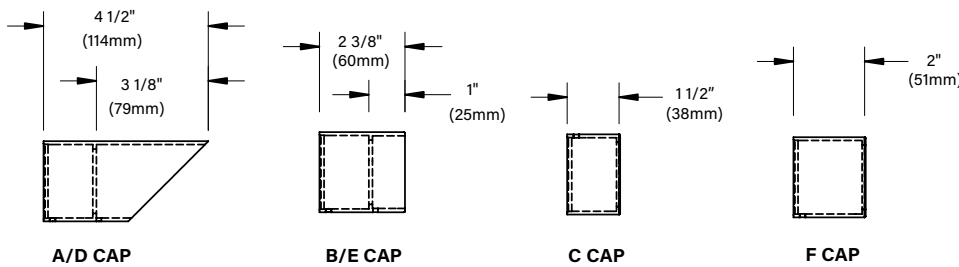
WALL MOUNT CANOPY



STANDARD BASE



POWER PIPE



A/D CAP

B/E CAP

C CAP

F CAP

STANDARD FINISHES



PREMIUM FINISHES



[Click Here](#) to view larger, full-color swatches of all available finishes on our website.

DATE:	PROJECT:	TYPE:
-------	----------	-------

ACCESSORIES (Configure separately)

SPECIFICATIONS

ELECTRICAL	WATTAGE	10W LED
	WIRING	Teflon® coated, 18AWG, 600V, 250°C rated and certified to UL1659 standard.
	DRIVER	[1] 700mA, Class A, constant current driver. 120-277VAC (nominal) primary input voltage. 50/60Hz. >0.94 Power Factor, <15.0A in-rush current, 0.25A input current, .20%THD (nominal at 120VAC full load). Output over-voltage, overcurrent, and short circuit protection with auto recovery. EMC: FCC47CFR Part 15 Class B compliant. Dimming driver for use with standard incandescent dimmers. 1-100% range.
PHYSICAL	MATERIALS	Furnished in copper-free aluminum (6061-T6), brass (360) or stainless steel (304).
	BODY	Unibody design with enclosed, water-proof wireway and integral heat sink is fully machined from solid billet.
	KNUCKLE	Aim & Lock knuckle is integral to the body and features an interior taper machined from solid billet and a reverse angle taper allowing full 18° vertical adjustment without the use of aim-limiting serrated teeth. High temperature, silicone 'O' Ring provides water-tight seal and compressive resistance to maintain fixture position. Design withstands 73 lbs. static load prior to movement for optical alignment with a ½" pipe thread for mounting. Optional 360SL provides biaxial source control with 360° horizontal rotation in addition to vertical adjustment.
	CAP	Fully machined and accommodates one (1) lens or louver media.
	LENS	Shock-resistant, tempered glass lens is factory adhered to fixture cap and provides hermetically sealed optical compartment.
	LED	Integrated solid state system with COB technology is scalable for field upgrade. Modular design with electrical quick disconnects permit field maintenance. Minimum 50,000 hour rated life at 70% of initial lumens (L70). LED technology provides long life, significant energy reduction and exceptional thermal management.
	COLOR MANAGEMENT	COB technology delivers natural white light. Exact color point conformity exceeds ANSI C78.377 standard. Module exceeds 80 CRI (RA>80, R9.16). Color point uniformity 2 SDCM color control for 2700K-4000K CCT
	INSTALLATION	Available for installation in three distinct mounting conditions:
	ANCHOR BASE (STANDARD)	Machined anchor base with 7/8" dia. slip conduit hole and (3) 3/16" dia. anchor bolt holes (hardware by others).
	POWER PIPE (OPTIONAL)	Provides a clean transition from wiring system to fixture. Schedule 80, 18" PVC housing for direct burial into soil or concrete. Machined 2 1/4" dia. cap for fixture mounting with stainless steel hardware. Optional 6" dia., molded stability flange, to simplify installation and projects into substrate to reinforce housing stability.
	WALL MOUNT CANOPY (OPTIONAL)	Optional 5" dia. machined canopy permits mounting to junction box (gasket by others). 8" maximum base height for canopy-mounted brass or stainless steel fixture.
	OPTICS	Interchangeable optics permit changes in the field.
	HARDWARE	Tamper-resistant, stainless steel hardware. Knuckle vertical aiming screw is black oxide treated for additional corrosion resistance.
FINISH	StarGuard, our 15-stage chromate-free process cleans and conversion coats aluminum components prior to application of Class 'A' TGIC polyester powder coating and is RoHS compliant. Powder coat or metal finish options available for brass material and metal finish option only for stainless steel material.	
WARRANTY	5-year limited warranty.	
CERTIFICATION & LISTING	ITL tested to IESNA LM-79. UL Listed. Certified to CAN/CSA/ANSI Standards. RoHS compliant. Suitable for indoor or outdoor use, in wet locations, and for installation within 4' of the ground. IP66 Rated. Made in the USA with sustainable processes.	



B-K LIGHTING

MADE IN THE USA

559.438.5800 | INFO@BKLIGHTING.COM | BKLIGHTING.COM

LAMP & DRIVER DATA (x52, x53, & x54)

DATE: _____ PROJECT: _____ TYPE: _____

DRIVER ELECTRICAL DATA

Type	AC Input Range	Frequency Hz	Power Factor At Full Load (Efficiency)	THD	InRush Current	Operating Current	Operation Ambient Temperature	Dimmer Type	Dimmer Range
INC	120-277VAC	50/60	> 0.9	<20%	n/a	350mA	-30° C ~ 90°C	TRIAC/ELV (120V)	1-100%
0-10	120-277VAC	50/60	> 0.9	<20%	n/a	350mA	-30° C ~ 90°C	0-10V Dimming	1-100%

LM79 DATA

BK No.	LUMENS (Source)	CCT (Typ.)	CRI (Ra. Typ.)	Input Watts (Typ.)
x52	1180	2700K	80	10
x53	1230	3000K	80	10
x54	1280	4000K	80	10

L70 DATA

Minimum Rated Life (hrs.) 70% of initial lumens (L ₇₀)
50,000
50,000
50,000

OPTICAL DATA

Beam Type	Angle	CBCP
Spot	20°	2680
Flood	40°	1744
Wide Flood	60°	640

B-K LIGHTING

MADE IN THE USA

559.438.5800 | INFO@BKLIGHTING.COM | BKLIGHTING.COM

THIS DOCUMENT CONTAINS PROPRIETARY INFORMATION OF B-K LIGHTING, INC. AND ITS RECEIPT OR POSSESSION DOES NOT CONVEY ANY RIGHTS TO REPRODUCE, DISCLOSE ITS CONTENTS, OR TO MANUFACTURE, USE OR SELL ANYTHING IT MAY DESCRIBE. REPRODUCTION, DISCLOSURE OR USE WITHOUT SPECIFIC WRITTEN AUTHORIZATION OF B-K LIGHTING, INC. IS STRICTLY FORBIDDEN.