

DATE:	PROJECT:	TYPE:
-------	----------	-------

CATALOG NUMBER LOGIC:



**Accommodates up to 2 shielding media. Two shielding prices required.*

CATALOG NUMBER LOGIC

Example: MA - LED - C26 - FL/FL - SAP - 12 - 11/11 - B

MATERIAL

Aluminum

SERIES

MA - Mammoth

SOURCE

LED - with Color Tuning Technology

LED TYPE

C26 - 42W LED/1650-8000K + Saturation and Hue

OPTICS

SP - Spot (16°) MFL - Medium Flood (34°) FL - Flood (41°)

FINISH (See page 2 for full-color swatches)

Standard Finishes (BZP, BZW, BLP, BLW, WHP, WHW, SAP, VER)

Premium Finish (ABP, AMG, AQW, BCM, BGE, BPP, CAP, CMG, CRI, CRM, HUG, MDS, NBP, OCP, RMG, SDS, SMG, TXF, WCP, WIR)

Also available in RAL Finishes

LENS TYPE

12 - Soft Focus

SHIELDING*

11 - Honeycomb Baffle

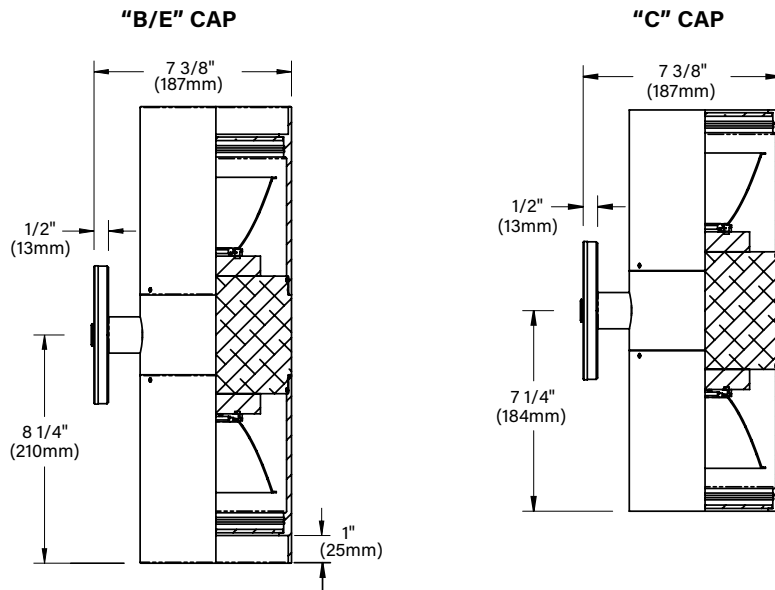
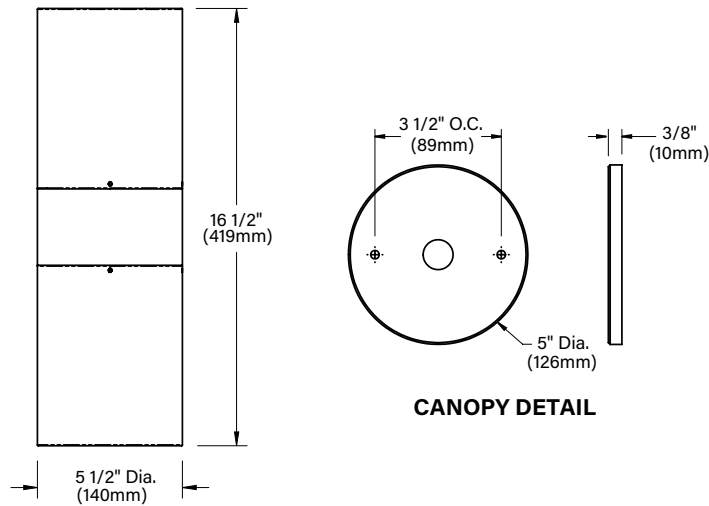
CAP STYLE

B - 90°

C - Flush

E - 90° Less Weephole (Interior use only)


DATE: _____ PROJECT: _____ TYPE: _____



STANDARD FINISHES



PREMIUM FINISHES

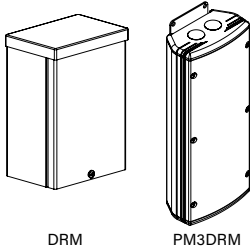


[Click Here](#) to view larger, full-color swatches of all available finishes on our website.

DATE:	PROJECT:	TYPE:
-------	----------	-------

ACCESSORIES (Configure separately)

Drivers (Configure separately)



SPECIFICATIONS

ELECTRICAL	WATTAGE	(2x) 42W
	INSPIRATION (Wireless Bluetooth® Controls)	Wireless communication system creates dynamic lumen response at the individual fixture. Indexed (100% to 25% nom.) lumen output. Maintains output at desired level or may be changed via free Inspiration mobile application available at the Apple App Store. Requirements: iOS device with installed Inspiration app (not included). Compatible with iPhone® (4S or newer); iPad® (3rd gen or newer); iPad Mini®; iPad Air®; iPod Touch® (5th gen or newer).
	0-10V WIRED CONTROL	Requires two (2) sets of 0-10V industry wired controls; one provides CCT modulation between 1650K through 8000K in 1% increments and the second enables 5-100% dimming in 1% increments. Two (2) sets of control wires wired direct to the fixture. iOS device may also be utilized to select a single color point off the Planckian curve for dynamic full color output with the remaining functions enabled by the 0-10V controls.
	WIRING REMOTE DRIVER	XLPE Stranded 18GA wire. Rated 150C, 600V. For use with remote LED Driver. See remote driver submittal(s) to determine remote distance and wiring requirements prior to detailing field installation of any remote wiring.
PHYSICAL	MATERIALS	Furnished in copper-free aluminum (6061-T6).
	BODY	Unibody design with enclosed, water-proof wireway and integral heat sink is fully machined from solid billet.
	CAP	Fully machined and accommodates one (1) lens or louver media.
	LENS	Shock-resistant, tempered glass lens is factory adhered to fixture cap and provides hermetically sealed optical compartment.
	LED	Integrated solid state system is scalable for field upgrade, provides long life, significant energy reduction and exceptional thermal management. Modular design with electrical quick disconnects permit field maintenance. Minimum 50,000 hour rated life at 70% of initial lumens (L70).
	TUNABLE WHITE	Dynamically controlled, close tolerance system replicates a wide spectrum of natural white light. Enables continuous modulation from 1650K through 8000K CCT (+/- 2 SCDM). Dimmable from 5-100% in 1% increments. Precision control of high color values are maintained across the tunable range. Industry-leading CRI performance (RA @ 3000K 95. R9 @ 3000K 92).
	SATURATION & HUE	Provides additional flexibility to add varying levels of saturation and hue to a chosen fixed color point off the Planckian curve. Once a CCT value is selected, the saturation function allows movement away from the black body curve toward fully saturated color in 1% increments. The Hue function permits further refinement by circulating around the chosen color point in 1% increments.
	OPTICS	Batwing optics command control of light rays exiting luminaire for an even illumination with superior spacing criteria. Delivers wide-angle distribution while limiting undesired light in the glare zone above 60 degrees, creating a balance between wide spacing and visual comfort. The result is a more evenly illuminated area space and a huge energy savings by using fewer fixtures.
	INSTALLATION	5 1/16" dia., machined canopy permits mounting to 4" octagonal junction box (by others).
	HARDWARE	Tamper-resistant, stainless steel hardware. Canopy mounting screws are black oxide treated for additional corrosion resistance
FINISH	StarGuard, our 15-stage chromate-free process cleans and conversion coats aluminum components prior to application of Class 'A' TGIC polyester powder coating and is RoHS compliant.	
WARRANTY	5-year limited warranty.	
CERTIFICATION & LISTING	ITL tested to IESNA LM-79. UL Listed. Certified to CAN/CSA/ANSI Standards. RoHS compliant. Suitable for indoor or outdoor use, in wet locations, and for installation within 4' of the ground. IP66 Rated. Made in the USA with sustainable processes.	

