









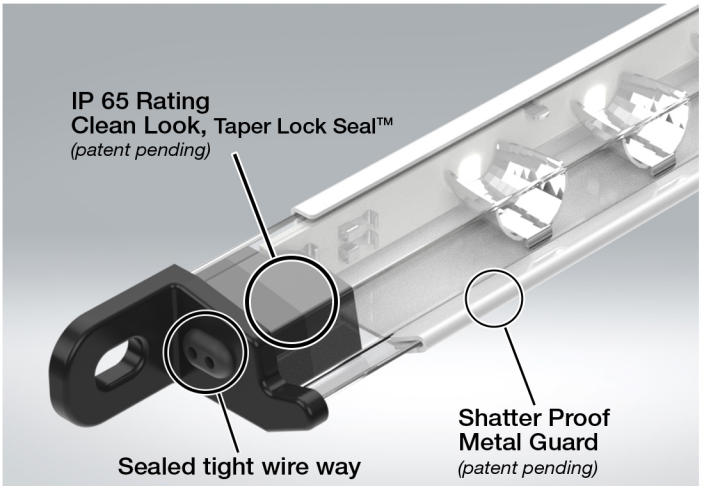
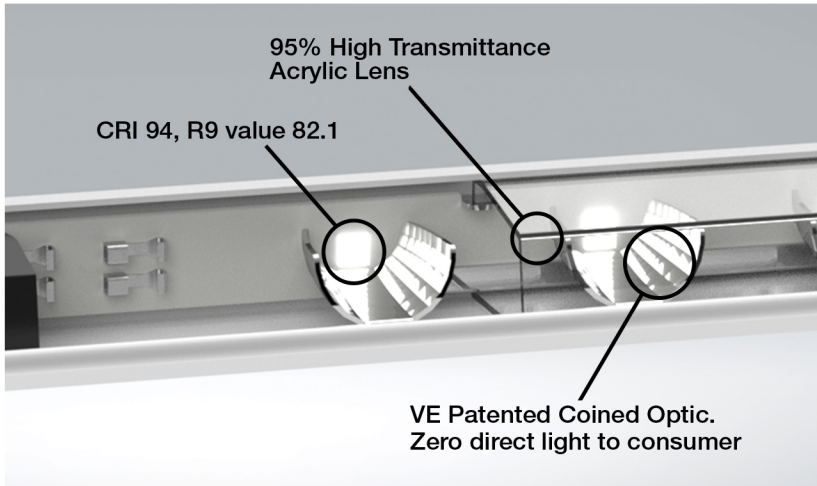
The PureView CCL is a leader when it comes to energy efficiency, light uniformity and color rendering in canopy case merchandising lighting applications. The PureView CCL is set apart from traditional canopy case lighting methods by utilizing the latest advancements in LED technology and VE's Patented "Low Glare" coin optic design, delivering and enhancing shopping experience for the consumer without sacrificing reliability, energy efficiency and durability. Valuable to the merchandiser, and easy to install. The PureView CCL is here to satisfy your Refrigerated Canopy Case Lighting needs for many years to come.



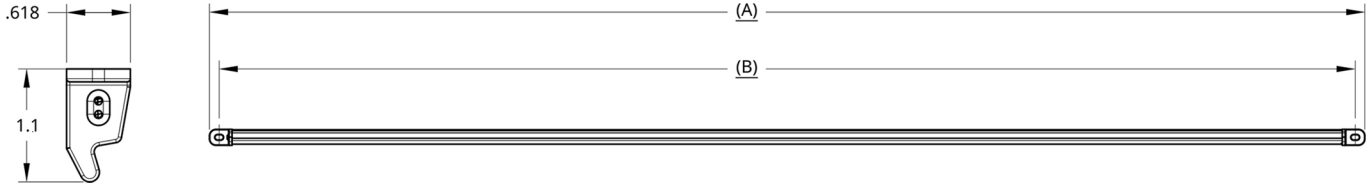
PRODUCT SPECIFICATIONS

CRI 83, 94	R9 Value 82.1	Lead Wire 12" 18 GA (AWG) 300V - Overcoat
Color Temperatures 35K, 40K	L70 life 100,000 Hours	IP65 Rating
Ambient Operating Temp Min -20°F, Max 104°F	Reflector VE Patented Zero Glare Coined Optic	Made in U.S.A.
Frame Shatter proof metal guard	LED Mid power LED	Warranty 7-year limited warranty. (See attachment for details) Complete warranty terms located at: www.visionengineering.com
Finish White Powder Coat	Driver Specifications Input Voltage 24VDC +/- .5VDC	Notes 1. Actual performance may differ as a result of end-user environment and application. 2. Visit www.visionengineering.com for the most up to date specs and additional information.
Certification UL, ULC, ROHS, NSF	Fixture Watts 9-36watts	     
Uniformity 1:1;1 6 inch mounting distance	Dimmable Dimmable via 0-10V CV LED Driver	

PRODUCT FEATURES



TECHNICAL DRAWINGS



PureView CCL		
PART DESCRIPTION	OVER ALL LENGTH (A)	MOUNTING (B)
PVCCL-L5	44.75	44"
PVCCL-L6	52.75	52"
PVCCL-L7	60.75	60"
PVCCL-L8	68.75	68"

PVCCL POWER

PVCCL - Mid Power

	Part Number	Description	Power	Lumens	LPW	CRI	R9
4000K, 80 CRI	PV-CCL-L5-L-4000K-80-9W	48" Left End Fixture	9.08	1325	144.5	83.5	12.7
	PV-CCL-L5-R-4000K-80-9W	48" Right End Fixture	9.08	1325	144.5	83.5	12.7
	PV-CCL-L6-L-4000K-80-9W	54" Left End Fixture	9.08	1325	144.5	83.5	12.7
	PV-CCL-L6-R-4000K-80-9W	54" Right End Fixture	9.08	1325	144.5	83.5	12.7
	PV-CCL-L7-L-4000K-80-9W	60" Left End Fixture	9.08	1325	144.5	83.5	12.7
	PV-CCL-L7-R-4000K-80-9W	60" Right End Fixture	9.08	1325	144.5	83.5	12.7
	PV-CCL-L8-L-4000K-80-9W	72" Left End Fixture	9.08	1325	144.5	83.5	12.7
	PV-CCL-L8-R-4000K-80-9W	72" Right End Fixture	9.08	1325	144.5	83.5	12.7
	Part Number	Description	Power	Lumens	LPW	CRI	R9
4000K, 90 CRI	PV-CCL-L5-L-4000K-90-9W	48" Left End Fixture	9.17	1072	118.1	94.4	80
	PV-CCL-L5-R-4000K-90-9W	48" Right End Fixture	9.17	1072	118.1	94.4	80
	PV-CCL-L6-L-4000K-90-9W	54" Left End Fixture	9.17	1072	118.1	94.4	80
	PV-CCL-L6-R-4000K-90-9W	54" Right End Fixture	9.17	1072	118.1	94.4	80
	PV-CCL-L7-L-4000K-90-9W	60" Left End Fixture	9.17	1072	118.1	94.4	80
	PV-CCL-L7-R-4000K-90-9W	60" Right End Fixture	9.17	1072	118.1	94.4	80
	PV-CCL-L8-L-4000K-90-9W	72" Left End Fixture	9.17	1072	118.1	94.4	80
	PV-CCL-L8-R-4000K-90-9W	72" Right End Fixture	9.17	1072	118.1	94.4	80

*AC system watts

PVCCL POWER

PVCCL - High Power

	Part Number	Description	* Power	Lumens	LPW	CRI	R9
4000K, 80 CRI	PV-CCL-L5-L-4000K-80-12W	48" Left End Fixture	11.3	1599	141.5	83.4	12.4
	PV-CCL-L5-R-4000K-80-12W	48" Right End Fixture	11.3	1599	141.5	83.4	12.4
	PV-CCL-L6-L-4000K-80-12W	54" Left End Fixture	11.3	1599	141.5	83.4	12.4
	PV-CCL-L6-R-4000K-80-12W	54" Right End Fixture	11.3	1599	141.5	83.4	12.4
	PV-CCL-L7-L-4000K-80-12W	60" Left End Fixture	11.3	1599	141.5	83.4	12.4
	PV-CCL-L7-R-4000K-80-12W	60" Right End Fixture	11.3	1599	141.5	83.4	12.4
	PV-CCL-L8-L-4000K-80-12W	72" Left End Fixture	11.3	1599	141.5	83.4	12.4
	PV-CCL-L8-R-4000K-80-12W	72" Right End Fixture	11.3	1599	141.5	83.4	12.4
	Part Number	Description	* Power	Lumens	LPW	CRI	R9
	4000K, 90 CRI	PV-CCL-L5-L-4000K-90-12W	48" Left End Fixture	11.3	1258	111.3	94.3
PV-CCL-L5-R-4000K-90-12W		48" Right End Fixture	11.3	1258	111.3	94.3	79.4
PV-CCL-L6-L-4000K-90-12W		54" Left End Fixture	11.3	1258	111.3	94.3	79.4
PV-CCL-L6-R-4000K-90-12W		54" Right End Fixture	11.3	1258	111.3	94.3	79.4
PV-CCL-L7-L-4000K-90-12W		60" Left End Fixture	11.3	1258	111.3	94.3	79.4
PV-CCL-L7-R-4000K-90-12W		60" Right End Fixture	11.3	1258	111.3	94.3	79.4
PV-CCL-L8-L-4000K-90-12W		72" Left End Fixture	11.3	1258	111.3	94.3	79.4
PV-CCL-L8-R-4000K-90-12W		72" Right End Fixture	11.3	1258	111.3	94.3	79.4

*AC system watts