

CRS8

Quick Release 8W LED Gravity-Fit Pendants

Specifications/Features

Fixture

High performance, eco-friendly 8W LED pendant delivering 750+ lumens; matching the output and uniformity of a 50W T4 Halogen, while only consuming 7.3W, and achieving an efficacy of over 100 lumens/watt.

Omni-directional light output provides even illumination of the shade, as well as a strong downward punch of light; providing functional task illumination.

Available in four (4) standard lengths (24", 48", 72", and 96") eliminating the need for field adjustment. For installations requiring a custom length, the pendant is easily field adjustable.

Must be used with one of the mounting options listed below.

Choose from line voltage track, line voltage flexible track or canopy mounting options (details below).

Dimming allows smooth illumination down to 10%.

Compatible with Gravity-Fit Decorative Shades. Shade options include hand crafted glass, case glass, fabric, and metal (shades sold separately).

A frosted diffusion lens is included.

Lamp/Electrical

The 8W LED pendant includes six (6) LED Arrays with twenty-six (26) total LEDs achieving an efficacy of over 93 lumens/watt.

Available in 3000K, CRI 80min., 83 typical. High CRI version also available.

Excellent fixture to fixture color consistency within a 4-step MacAdam Ellipse tolerance.

System designed and rated for 50,000 hours at 70% lumen maintenance.

Driver

Triac Dimming Driver: Input Wattage 8W; Input Voltage 120VAC, 50/60Hz

0-10V Dimming Driver: Input Wattage 8W; Input Voltage 120/277VAC, 50/60Hz

Warranty

Fixture is covered by ConTech's full five (5) year replacement guarantee after date of purchase.

Labels/Usage

CSA Certified to UL Standards.

High CRI version can be used to comply with 2016 Title 24, Part 6 JA8

high efficacy LED light source requirements.

Suitable for dry locations.



For compatible shades, see attached Gravity Fit Decorative Shade Options



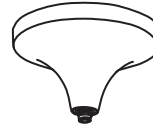
CRS8

Quick Release 8W LED Gravity-Fit Pendants

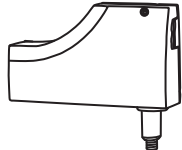
Mounting Options



Line Voltage Track Adapter
To connect pendant to standard line voltage track. Triac LED dimming driver included. 7" L x 2" H. Black, white and silver finish only.
CRS8-LVTQRD1-(B,P,S) - Triac Dimming Driver



Decorative Ceiling Canopy
Mounts to NEC approved 4" round or octagon junction box with minimum depth of 1-1/2". 0-10V LED Dimming driver included. 2-1/2" H, 4-3/8" Dia.
CRS8-DQRCD1-(AB,B,P,S) - Triac Dimming Driver
CRS8-DQRCD2-(AB,B,P,S) - 0-10V Dimming Driver



Odyssey Line Voltage Flexible Track Adapter
To connect pendant to Odyssey line voltage flexible track. Triac LED dimming driver included. 6" L x 3-1/2" H. Antique bronze and silver finish only.
CRS8-ODYQRD1-(AB,S) - Triac Dimming Driver



Thin Ceiling Canopy
Mounts to NEC approved 4" round or octagon junction box with minimum depth of 1-1/2". 0-10V LED Dimming driver included. 1/4" H, 4-3/8" Dia.
CRS8-TQRCD1-(AB,B,P,S) - Triac Dimming Driver
CRS8-TQRCD2-(AB,B,P,S) - 0-10V Dimming Driver



Three Pendant Ceiling Canopy
Mounts to NEC approved 4" round or octagon junction box with minimum depth of 1-1/2". 0-10V LED Dimming driver included. 2" H x 12" Dia.
CRS8-3QRCD1-(AB,B,P,S) - Triac Dimming Driver
CRS8-3QRCD2-(AB,B,P,S) - 0-10V Dimming Driver



Ceiling Canopy
LED Dimming driver included. 1-5/16" H, 4-3/8" Dia.
CRS8-QRCD1-(AB,B,P,S) - Triac Dimming Driver
CRS8-QRCD2-(AB,B,P,S) - 0-10V Dimming Driver

Ordering Information

Example Order: - -

Fixture	Color Temp*	Finish	Mounting Option	Finish
<input type="text"/>	<input type="text"/>	<input type="text"/>	<input type="text"/>	<input type="text"/>
CRS824 - 2' Pendant	30K - 3000K, 80 CRI	AB - Antique Bronze/Black Cable	CRS8-LVTQRD1 - Line Voltage Track Adapter, Triac Dimming (B,P,S only)	AB - Antique Bronze
CRS848 - 4' Pendant		B - Black/Black Cable	CRS8-ODYQRD1 - Odyssey Line Voltage Flexible Track Adapter, Triac Dimming (AB,S only)	B - Black
CRS872 - 6' Pendant	30K¹ - 3000K, 90 CRI	P - White/Transparent Cable	CRS8-DQRCD1 - Decorative Ceiling Canopy, Triac Dimming	P - White
CRS896 - 8' Pendant		S - Silver/Transparent Cable	CRS8-DQRCD2 - Decorative Ceiling Canopy, 0-10V Dimming	S - Silver
			CRS8-TQRCD1 - Thin Ceiling Canopy, Triac Dimming	
			CRS8-TQRCD2 - Thin Ceiling Canopy, 0-10V Dimming	
			CRS8-QRCD1 - Ceiling Canopy, Triac Dimming	
			CRS8-QRCD2 - Ceiling Canopy, 0-10V Dimming	
			CRS8-3QRCD1 - Three Pendant Canopy, Triac Dimming	
			CRS8-3QRCD2 - Three Pendant Canopy, 0-10V Dimming	

Order Shades Separately


*Consult Factory for additional color temperatures

1. High CRI version can be used to comply with 2016 Title 24, Part 6 JA8 high efficacy LED light source requirements.

Decorative Gravity Fit Pendant Shades

Designer Series

- Available in three (3) shapes with seven (7) standard finishes



Large Globe



- Gravity fit shade made of case glass
- 9" Diameter

- CTG312** - Smoke Gray Crackle
- CTG311** - Champagne Crackle
- CTG322** - Smoke Gray Seeded
- CTG321** - Champagne Seeded
- CTG332** - Smoke Gray
- CTG334** - Frosted White
- CTG331** - Champagne

Small Globe



- Gravity fit shade made of case glass
- 5-1/2" Diameter

- CTG212** - Smoke Gray Crackle
- CTG211** - Champagne Crackle
- CTG222** - Smoke Gray Seeded
- CTG221** - Champagne Seeded
- CTG232** - Smoke Gray
- CTG234** - Frosted White
- CTG231** - Champagne

Jar



- Gravity fit shade made of case glass
- 5-3/4" Diameter x 6" High

- CTG112** - Smoke Gray Crackle
- CTG111** - Champagne Crackle
- CTG122** - Smoke Gray Seeded
- CTG121** - Champagne Seeded
- CTG132** - Smoke Gray
- CTG134** - Frosted White
- CTG131** - Champagne

Double Cylinder



- Gravity fit shade made of case glass
- Frosted inner glass: 7-1/8" H x 4-1/2" Dia
- Electroplated outer glass: 8-1/2" H x 5-1/2" Dia
- Six (6) standard finishes available




Series – Inner Shade – Outer Shade

CTG	434 - Frosted White	516 - Gray Crackle	527 - Champ. Seeded
		517 - Champ. Crackle	515 - Clear Crackle
		526 - Gray Seeded	525 - Clear Seeded

Elements Metallic Glass Cylinder



- Gravity fit shade with white frost diffuser
- Assembled: 11-7/8" High x 4-3/4" Diameter
- Available in Copper, Gold, and Silver



Shade Color – Inner Diffuser


CTG61	C - Copper G - Gold S - Silver/Chrome	OFG101 - White Frosted
--------------	------------------------------------------------------------------	-------------------------------

Decorative Gravity Fit Pendant Shades

Ellipse



- Gravity fit shade made of case glass
- 11-1/2" High x 4-1/2" Diameter
- Available in Amber, Blue, Red, and White




Shade — Color

MLA106 AP - Amber R - Red
B - Blue W - White

Bullet



- Gravity fit shade made of case glass
- 10-1/8" High x 4-3/4" Diameter
- Available in White Frost, Blueberry, Mango Sunset, Amber, and Red




Shade

OFG301 - White Frost **OFG307** - Amber
OFG302 - Blueberry **OFG308** - Red
OFG303 - Mango Sunset

Ribbed Cylinder



- Gravity fit shade made of case glass
- 8" High x 4-1/4" Diameter
- Available in Amber, Blue, Red, and White




Shade — Color

MLA110 AP - Amber R - Red
B - Blue W - White

Cylinder



- Gravity or lock fit shade made of case glass
- 8-3/4" High x 3-1/2" Diameter
- Includes chrome plated ring mount
- Available in White Frost, Blueberry, Mango Sunset, Amber, and Red




Shade

OFG101 - White Frost **OFG107** - Amber
OFG102 - Blueberry **OFG108** - Red
OFG103 - Mango Sunset

Flat Metal Cone



- Gravity fit metal shade
- 2-1/2" High x 9" Diameter
- Available in Black and Silver with white interior




Shade — Color

MLA142 B - Black
S - Silver

Bell



- Gravity fit shade made of satin glass
- 7-1/4" High x 5-7/8" Diameter
- Available in White Frost, Blueberry, Mango Sunset, Amber, and Red



Shade

OFG201 - White Frost **OFG207** - Amber
OFG202 - Blueberry **OFG208** - Red
OFG203 - Mango Sunset

CRS8

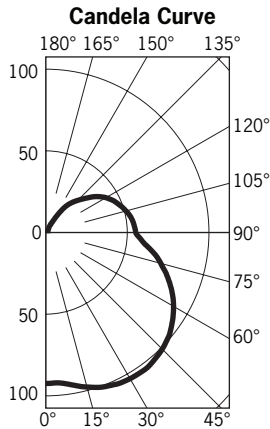
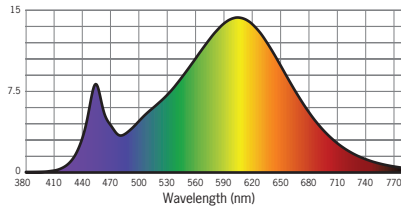
Quick Release 8W LED Gravity-Fit Pendants

Photometrics

CRS8 ** 30KW

Designed for 50,000 Hour Lamp Life¹; LM-63 Test No. 81642

Light Output (Fixture Delivered Lumens): 732
Total Watts@120V: 7.35
Lumens Per Watt: 100
Color Rendering Index (CRI)²: 84
Color Temperature (CCT)³: 3013K Warm White
Spectral Power Distribution Chart⁴
 LM-79 Test No. 81644



Candlepower Summary

FROM 0	CANDELA	LUMENS
0	91	
5	91	9
15	96	27
25	99	46
35	100	63
45	97	76
55	91	82
65	81	81
75	69	73
85	57	62
95	53	56

Intensity Distribution

DISTANCE (FT.)	FOOTCANDLES (FC)	BEAM DIAMETER (FT.)
6'	2.5	9.9
8'	1.4	13.2
10'	0.9	16.6
12'	0.6	19.9
14'	0.5	23.2
16'	0.4	26.5

1. Accuracy of rendering colors
2. Color appearance of light source
3. Colors present within the light source

All photometric tests were conducted without the optional frosted diffusion lens.

⁴Dependent on surrounding temperatures

Dimming

Compatible with most Electronic Low Voltage and Triac (Incandescent) Dimmers.

Electronic Low Voltage (ELV)

Lutron Faedra
 Lutron NovaT
 Leviton Acenti

Triac (Incandescent)

Lutron Skylark
 Lutron Maestro
 Leviton True Touch
 Leviton SureSlide
 Leviton Illumitech
 Cooper Aspire
 Leviton Trimatron