

# CTL802927L

## Optica Series 27W Dimmable LED Track Fixture

### Specifications/Features

#### Fixture

Low wattage, eco-friendly, LED track fixture provides high lumen output with no infrared or ultraviolet radiation. Select from spot, medium and flood beam distributions. Dimming option allows illumination down to 10%. Die cast aluminum housing with vertical driver. Lockable, precision aiming adjustment. 360°+ Horizontal rotation, 180° vertical rotation. Integral ON/OFF switch and track polarity indicator are standard. Will accept (1) LF18 lens.

#### Lamp

(7) LEDs, 1A constant current input; 27W/1700Lm total.  
Color Temperature: 2700K (2725 ± 145)  
3000K (3045 ± 175)  
3500K (3465 ± 245)  
4000K (3985 ± 275)

#### Electrical

Electronic driver: 120V AC primary and 1A secondary, 60Hz.  
Input current: 0.35A max.

#### Warranty

This complete fixture is covered by ConTech's full five (5) year replacement guarantee after date of purchase.

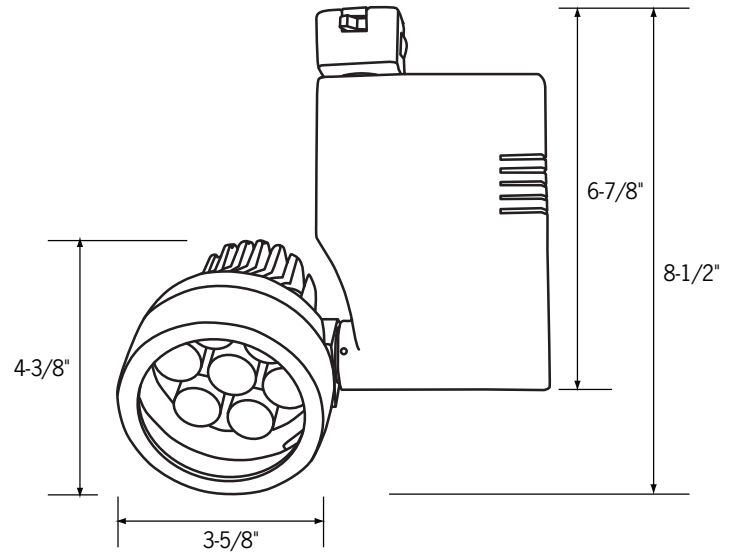
#### Listing

CSA Certified to UL standards. Suitable for dry locations.

#### Fixture Compatibility

Standard ConTech track fixtures are cCSAUs Certified as-is for use with ConTech's many track systems, as well as with Juno<sup>®1</sup> Lighting track. By changing the prefix in the part number, ConTech can install inserts which make our fixtures compatible with other manufacturers. Replace "CTL" with "HTL" for Halo<sup>®2</sup> track, "LTL" for Lightolier<sup>®3</sup> track, and "PTL" for Capri<sup>®4</sup> track. For more information, please consult our factory.

**DISCONTINUED ITEM:  
LIMITED INVENTORY**  
Consult Factory for Availability



### Ordering Information

Example Order:  -

Track System	Fixture	Beam Distribution	Color Temperature	Dimming Option	Finish	Accessories
					-	
<b>CTL</b> - ConTech <b>HTL</b> - Halo <b>LTL</b> - Lightolier <b>PTL</b> - Capri	<b>802927L</b>	<b>S</b> - Spot <b>M</b> - Medium <b>F</b> - Flood	<b>27</b> - 2700K <b>3</b> - 3000K <b>35</b> - 3500K <b>4</b> - 4000K	No Dimming, Leave Blank <b>D</b> - Dimming	<b>B</b> - Black <b>P</b> - White <b>S</b> - Silver	<b>LA-35</b> - Black Honeycomb Louver <b>LA-44-(B,P,S)</b> - Egg Crate Louver <b>LF18 - A, B, CL, G, LB, R, RO, Y, 73, LS, SL, UV</b> 3-1/16" Dia. Tempered Glass Lenses

*Color/Pattern Legend*  
-A (Amber), -B (Blue), -CL (Clear),  
-G (Green), -LB (Light Blue), -R (Red),  
-RO (Rose), -Y (Yellow), -73 (Spread Lens),  
-LS (Linear Spread Lens), -SL (Soft Light),  
-UV (Optivex UV Filter)

1. Juno is a registered trademark of Juno Lighting  
2. Halo is a registered trademark of Cooper Lighting  
3. Lightolier is a registered trademark of Philips Lighting  
4. Capri is a registered trademark of Philips Lighting

# CTL802927L

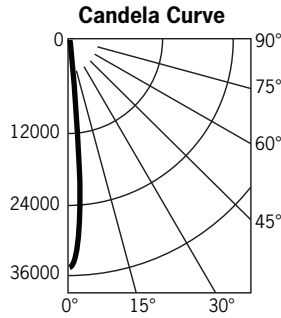
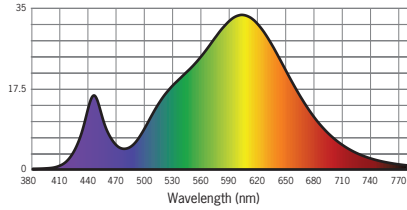
## Optica Series 27W Dimmable LED Track Fixture

### Photometrics

#### CTL802927LS3

Designed for 50,000 Hour Lamp Life\*; LM-63 Test No. 80824

Light Output (Fixture Lumens): 1710  
 Total Watts@120V: 26  
 Lumens Per Watt: 66  
 Color Rendering Index (CRI)<sup>1</sup>: 81  
 Color Temperature (CCT)<sup>2</sup>: 2992K Warm White  
 Spectral Power Distribution Chart<sup>3</sup>  
 LM-79 Test No. 80836



FROM 0	CANDELA	LUMENS
0	34569	
5	20594	1330
15	924	294
25	78	40
35	34	23
45	16	13
55	9	8
65	2	2
75	1	1
85	0	0
95	0	

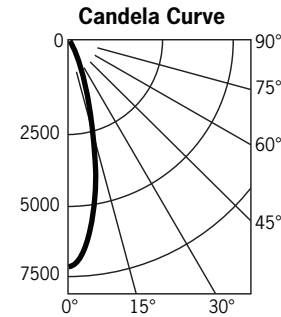
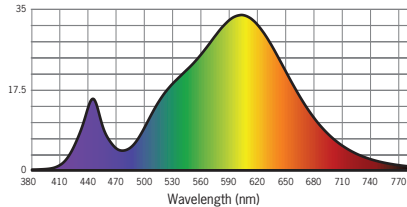
DISTANCE (FT.)	FOOTCANDLES (FC)	BEAM DIAMETER (FT.)
6'	960.3	1.2
8'	540.1	1.6
10'	345.7	2.0
12'	240.1	2.4
14'	176.4	2.7
16'	135.0	3.1

Beam Distribution: 11°  
 Spacing Criterion: 0.19

#### CTL802927LM3

Designed for 50,000 Hour Lamp Life\*; LM-63 Test No. 80825

Light Output (Fixture Lumens): 1731  
 Total Watts@120V: 27  
 Lumens Per Watt: 65  
 Color Rendering Index (CRI)<sup>1</sup>: 80  
 Color Temperature (CCT)<sup>2</sup>: 3029K Warm White  
 Spectral Power Distribution Chart<sup>3</sup>  
 LM-79 Test No. 80837



FROM 0	CANDELA	LUMENS
0	6982	
5	6256	542
15	2780	760
25	605	302
35	105	74
45	36	29
55	16	15
65	4	5
75	2	2
85	2	2
95	0	

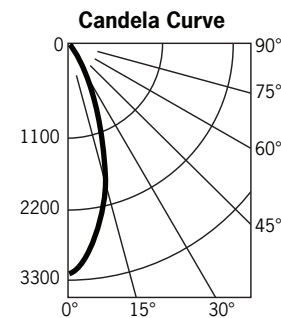
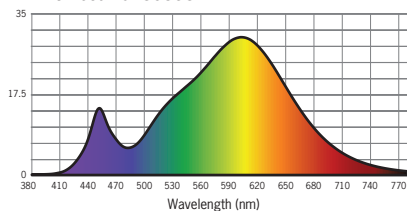
DISTANCE (FT.)	FOOTCANDLES (FC)	BEAM DIAMETER (FT.)
6'	193.9	2.6
8'	109.1	3.5
10'	69.8	4.3
12'	48.5	5.2
14'	35.6	6.1
16'	27.3	7.0

Beam Distribution: 26°  
 Spacing Criterion: 0.43

#### CTL802927LF3

Designed for 50,000 Hour Lamp Life\*; LM-63 Test No. 80826

Light Output (Fixture Lumens): 1494  
 Total Watts@120V: 26  
 Lumens Per Watt: 58  
 Color Rendering Index (CRI)<sup>1</sup>: 82  
 Color Temperature (CCT)<sup>2</sup>: 3066K Warm White  
 Spectral Power Distribution Chart<sup>3</sup>  
 LM-79 Test No. 80838



FROM 0	CANDELA	LUMENS
0	3205	
5	3027	275
15	2008	550
25	851	397
35	258	171
45	79	64
55	28	25
65	7	8
75	3	3
85	2	2
95	0	

DISTANCE (FT.)	FOOTCANDLES (FC)	BEAM DIAMETER (FT.)
6'	89.0	3.6
8'	50.1	4.8
10'	32.1	5.9
12'	22.3	7.1
14'	16.4	8.3
16'	12.5	9.5

Beam Distribution: 37°  
 Spacing Criterion: 0.59

1. Accuracy of rendering colors  
 2. Color appearance of light source  
 3. Colors present within the light source

\*Dependent on surrounding temperatures