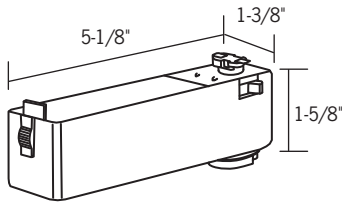


# 1-Circuit and 2-Circuit Track Fixture Adapters

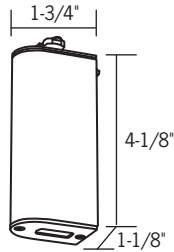


## Symphony Horizontal Line Voltage Track Adapter

120V-12V Track mounted solid state electronic transformer with horizontal adapter for Symphony fixtures.  
For use with Symphony Low Voltage miniature fixtures only.



**LA2050HSYM-(B,P,S)**

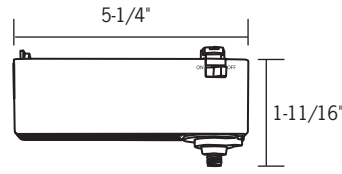


## Symphony Vertical Line Voltage Track Adapter

120V-12V Track mounted solid state electronic transformer with vertical adapter for Symphony fixtures.  
For use with Symphony Low Voltage miniature fixtures only.



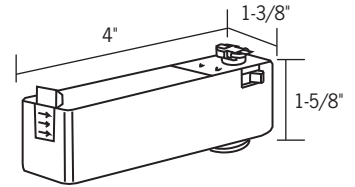
**LA2050VSYM-(B,P,S)**



## Quick Release Line Voltage Track Adapters



**CRS-LVTQR-S** - Connect Quick Release Series fixtures and pendants to Line Voltage Track.  
**CRS-LVTQL-(B,P,S)** - For Quick Release series fixtures utilizing low wattage LED lamps.

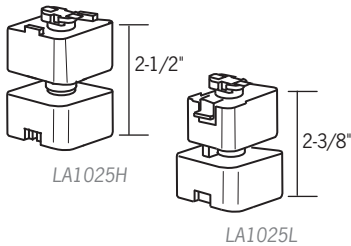


## Transformer

120V-12V Track-mounted solid state electronic transformer.



**LA2050N-(B,P,S)** - 20-50W Transformer  
**LA2075N-(B,P,S)** - 20-75W Transformer  
**LA2050NL-(B,P,S)** - 1-60W Transformer

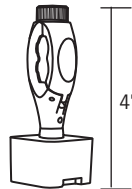


## Track Adapter

Allows ConTech fixtures to be retrofitted to other manufacturer's standard track.




**LA1025H-(B,P,S)** - Halo Adapter  
**LA1025L-(B,P,S)** - Lightolier Adapter

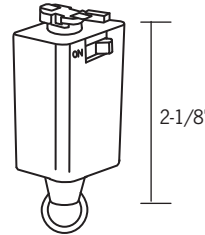


## Universal Odyssey Flexible Track Adapter

Connect ConTech "CTL" series track fixtures to Odyssey Flexible Track System. 10 lb. load capacity.



**LIR59875-S**

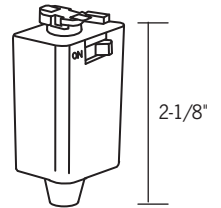


## Pendant Fixture Adapter, Chain

Integral on/off switch, track polarity indicator. Fixture weight can not exceed 10 lbs.



**LA-17-(B,P)**



## Pendant Fixture Adapter, Cord

Integral on/off switch, track polarity indicator. Fixture weight can not exceed 10 lbs.

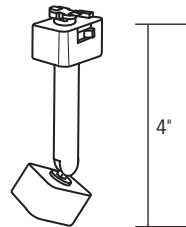


**LA-17A-(B,P)**

## Track Adapters

Standard ConTech track fixtures are cCSAus Certified as-is for use with ConTech's many track systems, as well as with Juno<sup>®1</sup> Lighting track. By changing the prefix in the part number, ConTech can install inserts which make our fixtures compatible with other manufacturers. Replace "CTL" with "HTL" for Halo<sup>®2</sup> track, "LTL" for Lightolier<sup>®3</sup> track, and "PTL" for Capri<sup>®4</sup> track. For more information, please consult our factory.

1. Juno is a registered trademark of Juno Lighting  
2. Halo is a registered trademark of Cooper Lighting  
3. Lightolier is a registered trademark of Philips Lighting  
4. Capri is a registered trademark of Philips Lighting

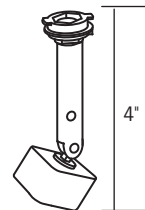


## Line Voltage Sloped Ceiling Adapter

Use with line voltage fixtures or extensions when track is mounted to sloped ceiling or with LA-18 mono-point.



**LA1004-(B,P)**



## Low Voltage Sloped Ceiling Adapter

Use with low voltage fixtures or extensions when track is mounted to sloped ceiling. For use with LA2050N or LA2075N transformer, LA1816 mono-point or LA-18160 remote transformer mono-point.

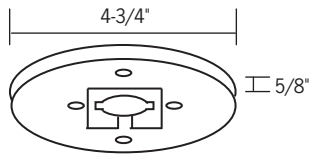


**LA1004LV-(B,P)**

Continued on Page 2

Finish Codes: **-B** (Black), **-P** (White), **-S** (Silver)

# 1-Circuit and 2-Circuit Track Fixture Adapters



### Mono-Point Adapter

Mounts track head to outlet box.  
Finish: -B, P, S



**LA-18** - for 120V Track Heads

### 277V Mono-Point

Mono-Point adapter must be permanently attached to the fixture at the factory. Add suffix **"-MP27"** to the fixture item number. May not apply to all fixtures, consult factory for details.



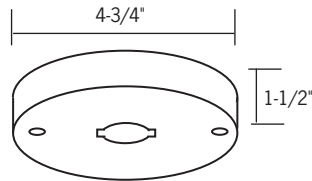
### Line Voltage Fixture Extensions

Finish: -B, P, S



- LA1012** - 12" Extension, L: 14-1/4"
- LA1018** - 18" Extension, L: 20-1/4"
- LA1024** - 24" Extension, L: 26-1/4"
- LA1036** - 36" Extension, L: 38-1/4"
- LA1048** - 48" Extension, L: 50-1/4"

\*Any combination up to 48" max is acceptable



### Mono-Point Adapters



120V-12V Low Voltage Mono-Point Adapter  
*Built-in solid state transformer. Use in place of LA2050N or LA2075N.*  
**LA1816-(B,P)**

277V-12V Low Voltage Mono-Point Adapter  
*Built-in solid state transformer.*  
**LA1816 277V-(B,P)**

Low Voltage Mono-Point Adapter Without Transformer  
*For use with remote transformers only.*  
**LA-18160-(B,P)**

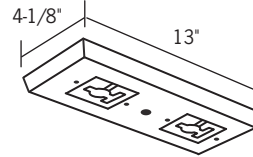
### Low Voltage Fixture Extensions

Use with low voltage fixtures that operate with LA2050N, LA2075N or LA1816 solid state transformers or LA-18160 remote transformer mono-point. Finish: -B, P, S



- LA1012LV** - 12" Extension, L: 15-1/2"
- LA1018LV** - 18" Extension, L: 21-1/2"
- LA1024LV** - 24" Extension, L: 27-1/2"
- LA1036LV** - 36" Extension, L: 39-1/2"
- LA1048LV** - 48" Extension, L: 51-1/2"

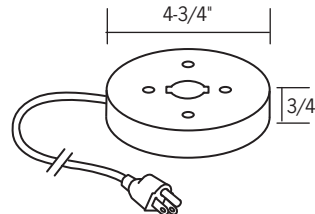
\*Any combination up to 48" max is acceptable



### Duo-Point Adapters



**LA-21** - 8-7/8" O. C.  
Accepts two line voltage track heads to mount to single outlet box.  
Finish: -B, P

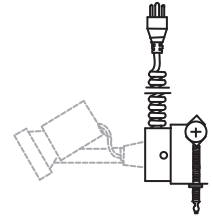


### Weighted Base Adapter

66" grounded cord.



**LA-22-(B,P)**

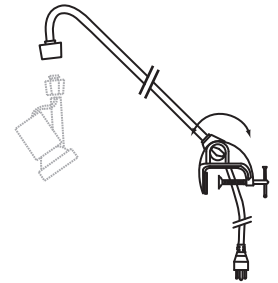


### Adjustable Clamp/ Mono-Point Bracket

With 8' coiled cord and 3-wire grounded plug. 2-1/2" max. thickness for clamp.



**LA-118RP-(B,P)**

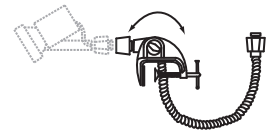


### Adjustable Track Lighting Bracket with Clamp

19" Long with 12' grounded cord/plug.



**LA1019-(B,P)**



### Adjustable Track Lighting Bracket with Clamp



**LA-118**

Line Voltage Bracket with 5' coiled cord and track connector. Finish: -B, P

**LA-118LV**

Low Voltage Bracket with 5' coiled cord and track connector. Requires LA2050N or LA2075N Transformer. Finish: -B, P

Finish Codes: **-B** (Black),  
**-P** (White),  
**-S** (Silver)