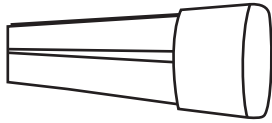


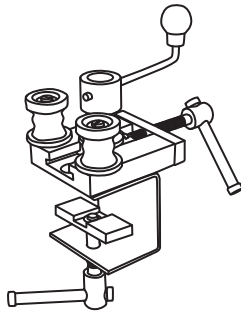
Odyssey Line Voltage Flexible Track System



Odyssey Flexible Track

Constructed from anodized aluminum with insulated conductors and copper ground wire throughout. All components are rated for 120V at 20A (max). Derate to 80% maximum load to meet NEC code. Track is field curvable to a minimum of a 12.5" radius, ideal for uniquely shaped lighting layouts. Each track section includes two (2) insulated end caps that are secured with set screws. System components are available in antique bronze and silver, cCSAus Certified for dry locations. Finish: -AB, -S


- LIR4242** - 2' Track with End Caps
- LIR4244** - 4' Track with End Caps
- LIR4246** - 6' Track with End Caps
- LIR4248** - 8' Track with End Caps
- LIR42412** - 12' Track with End Caps



Odyssey Curving Machine

Mounts to table or board with built in clamp. Nylon Rollers to protect track finish.

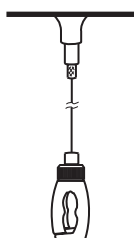
LIR590-S



Ceiling Connectors

Ceiling flange is 15/16" in diameter. Mounts in solid or grid ceilings. Includes concrete anchor, 8-32 brass nut (for T-bar grid mounting hardware), and wood screw. Use 8-32 wall anchors, not supplied, for wallboard mounting. Finish: -AB, -S

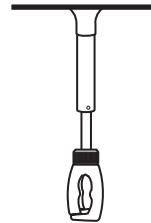
- LIR4255** - 3-5/16" L
- LIR4251** - 4" L
- LIR4252** - 7-7/8" L



Cable Ceiling Connector

Cable is adjustable. Finish: -AB, -S

- LIR879** - 8'
- LIR879-6M** - 19' 8"



Adjustable Ceiling Connector

Not for use on sloped ceilings. Includes allen wrench for locking length of stand. Finish: -AB, -S

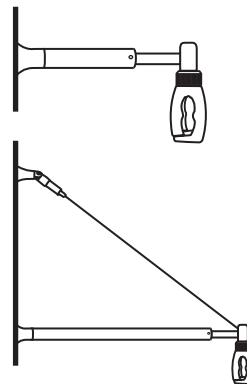
LIR589 - Range: 7-1/2" - 11-1/2"



Adjustable Sloped Ceiling Connector

For use on unsloped or sloped ceilings up to 60°. Finish: -AB, -S

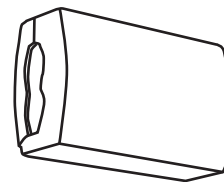
- LIR779** - Range: 8-5/16" - 11-1/2"
- LIR7792** - Range: 14-1/2" - 24"
- LIR7794** - Range: 26-1/2" - 48"
- LIR7798** - Range: 50-1/2" - 96"



Adjustable Wall Connector

Includes allen wrench, concrete anchor, 8-32 brass nut (for T-bar grid mounting hardware), and wood screw. LIR7782 has an adjustable cable support to hold longer mounting positions. Finish: -AB, -S

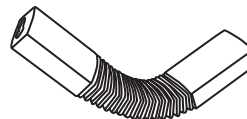
- LIR778** - Range: 5-3/4" - 9"
- LIR7782** - Range: 14" - 24"



Track Interconnect

Nickel plated allen screws, allen wrench included. Finish: -AB, -S
 Rating: 120V, 20A
 Body: 2-7/16" L

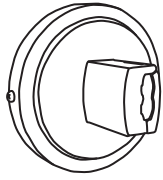
- LIR426** - Conductive Interconnect
- LIR601** - Non-Conductive Interconnect



Flexible Interconnect

Nickel plated allen screws, allen wrench included. Can bend through angles of 135°. Finish: -AB, -S
 Rating: 120V, 20A
 Body: 9-1/4" L

LIR742



Wall End Feed

Includes junction box cover.
Finish: -S
Rating: 120V, 20A. Height: 2-1/2";
Diameter: 4-3/8"



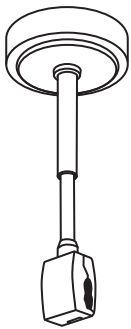
LIR1041



4" Fixed Power Stem with Canopy
4" from ceiling to center of track.
Finish: -AB, -S
Rating: 120V, 20A. Height: 1-5/16";
Diameter: 4-3/8"



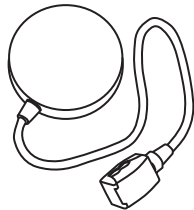
LIR777



Adjustable Power Stem with Canopy
Floating Feed Rating: 120V, 20A. Includes allen wrench. Finish: -AB, -S
Canopy Dimensions: Height: 1-5/16";
Diameter: 4-3/8"



LIR745 - Range: 7-1/2" - 11-1/2"
LIR7452 - Range: 14" - 24"
LIR7454 - Range: 26" - 48"
LIR7458 - Range: 50" - 96"

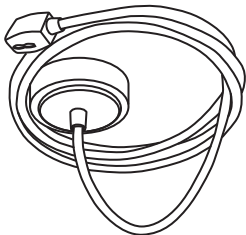


Round Canopy with 19" Power Supply Cord

Side cord, low profile canopy. 12AWG wire.
Finish: -AB, -S. Rating: 120V, 20A
Height: 1"; Diameter: 4-5/8"



LIR4278



Round Canopy with Power Supply Cord
Center down cord, standard canopy. 12AWG wire. Adjustable length cord.
Finish: -AB, -S. Rating: 120V, 20A
Height: 1-5/16"; Diameter: 4-3/8"



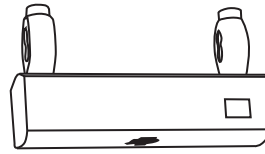
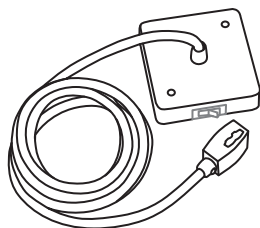
LIR42788 - 8' Cord
LIR4278-6M - 19' 8" Cord

Current Limiting Device

Center down cord and square canopy. For 120V power feed only, not support. Must be used with Circuit Breaker (sold separately). Finish: -S.



LIRCLD - 8' Cord
LIRCLD6 - 19' 8" Cord



Arotech Metal Halide Fixture Adapter

Allows use of ConTech Arotech Metal Halide Track Fixtures. Offers on/off switch and provides push-in wire connectors between adapter and fixture. Finish: -S



LIR20MHE - 20W Metal Halide Ballast
LIR39MHE - 39W Metal Halide Ballast
LIR70MHE - 70W Metal Halide Ballast



Universal Fixture Adapter

Allows use of ConTech "CTL" series track fixtures. 3" drop from center of track. Not required for standard Odyssey fixtures. 10lb. load capacity. Finish: -AB, -S



LIR59875

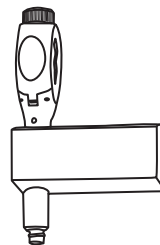


Universal Pendant Adapter

Allows use of any line voltage pendant on Odyssey Flexible Track. Finish: -AB, -S



LIR755



Flexible Track Adapter

Connects Quick Release series fixtures and pendants to Odyssey Flexible Track. Finish: -AB, -S



CRS-ODYQR



Circuit Breaker

Limits the amount of electrical load that can be placed on the circuit. Finish: -P, -B, -U



REG0.50A - 60W, 0.5A
REG1 - 120W, 1A
REG2 - 210W, 1.75A
REG21 - 240W, 2A
REG3 - 300W, 2.5A
REG4 - 360W, 3A
REG5 - 480W, 4A
REG6 - 600W, 5A
REG7 - 720W, 6A
REG8 - 840W, 7A
REG9 - 900W, 7.5A
REG91 - 960W, 8A
REG10 - 1200W, 10A
REG12 - 1440W, 12A
REG14 - 1680W, 14A