


JOB NAME _____

CONTACT _____

ORDERING CODE _____



NU3" Round Downlight Warm Dim



DESCRIPTION

The NU3RD-WD 3" recessed downlight by ALPHABET offers economical and efficient dim-to-warm LED technology from Luminus, premium performance, thoughtful construction and pleasing aesthetics. Offered standard with premium dimming using EldoLED 1% flicker free drivers 120V-277V universal voltage. Also offered 347V. Several beam angles available, plus an optional high-efficiency BrightView diffused lens for smooth light distribution and obscured LED image.

For the trim version, a minimalistic look is achieved with an ultrathin 1/16" trim that is only 5/16" wide. Color choices of both trim and bezel are offered for a customized look. For the trimless version, a perforated, mud up, regressed trim assembly provides for clean, trim free installation. Perforated mud frame's integrated lip helps guide the joint compound creating a sharp and clean opening.

HOUSING

Electrocoated 16-gauge cold-rolled steel provides enhanced structural reinforcement and rust prevention. Superior, UL-certified, injection-molded commercial-grade Lexan™ (PC) is used for the frame and regressed bezel trim. Lexan provides unmatched durability and impact resistance, and is tested for UV resistance and water exposure in outdoor applications. The thermally-advanced, anodized heat sink uses 6063 aluminum alloy. Wet location rated is offered standard. A 90-minute constant-power IOTA emergency battery backup is available.

MOUNTING

An advanced mounting system allows for quick and secure installation with LED and driver serviceability from below the ceiling. The LED assembly uses die-cast aluminum mounting clamp grips (MCG) that swing out to tighten onto variable ceiling thicknesses. Integrated rubber feet on each MCG provide a non-slip vibration-resistant installation. The hidden MCG system is accessible from below ceiling by removing the snap-in lens/bezel assembly with either the included suction cup or a screwdriver blade. Integrated bar hangers feature integral toothed nails, T-bar mounting slots with locking holes, tabs for joist positioning. Retrofit mounting option allows for installation from below ceiling by use of compact driver box. No risk damaging LED or bezel assembly during installation, these are installed during last steps. Fixture and driver are easily removed for servicing after install without damaging drywall.

| MOUNTING DIMENSIONS | CEILING THICKNESS | CEILING CUTOUT | New Construction Bar Hangers (included) | Mounting Length: 14-3/4" to 26" |
|---------------------|-------------------|-----------------|---|---|
| Trim | 1/8" to 1-1/4" | 3-3/8" diameter | Extension Kit p/n: K20266 (ordered separately, 1 per fixture) | Extends a pair of Bar Hangers Total Mounting Length: 29" to 48" |
| Trimless | 3/8" to 1-3/4" | 3-1/2" diameter | | |

LISTINGS

- ETLus Listed to UL1598, cETL Listed to CSA C22.2 #250.0
- IP65 with lens - Suitable for wet locations with lens - Suitable for damp locations without lens
- Non-conductive, Lexan dead-front construction
- Made in the USA - meets the requirements of the Buy American provision within the ARRA

| RATINGS / CERTIFICATIONS | NC | RET | IC | ICAT | CP |
|---------------------------------------|----|-----|----|------|----|
| Type non-IC | ✓ | ✓ | | | |
| Type IC | | | ✓ | ✓ | ✓ |
| Chicago Plenum (CCEA) | | | | | ✓ |
| Suitable for air handling plenums | | | | ✓ | ✓ |
| Reduced airflow (with lens) ASTM E283 | ✓ | ✓ | ✓ | ✓ | ✓ |

LED INFO

- LUMINUS Dim-to-warm COB:
97 CRI: SDCM = 3-step MacAdam Ellipse; Lumen Maintenance: L₇₀ > 54,000 hrs

ORDERING CODE

| | | |
|--|-------------------|---|
| SERIES | NU3 | |
| TYPE | RD | round downlight |
| | RDT | round downlight trimless |
| LED | WD | warm dim (Luminus) |
| DELIVERED LUMENS | 10LM | 715 lm |
| | 13LM | 930 lm |
| | 20LM | 1430 lm |
| CCT | 3018 | 3000K, dim to 1800K |
| CRI | 97 | 97 CRI |
| REFLECTOR & LM MULTIPLIER | HE40 | 40° high efficiency diffused lens (0.97) |
| | HE60 | 60° high efficiency diffused lens (1.00) |
| | D40 | 40° diffused with clear lens (0.92) |
| | D60 | 60° diffused with clear lens (0.91) |
| | WH70 | 70° brilliant white with clear lens (0.90) |
| ACCESSORIES | HCL ⁵ | honeycomb louver |
| VOLTAGE | 120 | 120V |
| | UNV | 120V-277V |
| | 347 ⁴ | 347V |
| DIMMING | DIM10 | eldoLED flicker free 0-10V dimming to 1% |
| | DIM10Z | eldoLED flicker free 0-10V dimming to 0% |
| | DALI | eldoLED flicker free DALI dimming to 1% |
| | DALIZ | eldoLED flicker free DALI dimming to 0% |
| | ELV ² | leading & trailing edge (Triac/ELV) dimming to < 10% |
| | ELV1 ² | leading & trailing edge (Triac/ELV) dimming to 1% |
| MOUNTING OPTIONS | NC | new construction with ceiling fitting plate |
| | IC ¹ | insulation contact housing |
| | ICAT ¹ | insulation contact/airtight housing |
| | CP ¹ | chicago plenum housing |
| | RET | retrofit, no ceiling fitting plate |
| TRIM COLOR | BK | black |
| | WH | white |
| | MC | matte chrome |
| | BZ | bronze |
| | WT | wheat |
| Not applicable to trimless option. Do not include in trimless ordering code. | | |
| BEZEL COLOR | BK | black |
| | WH | white |
| | MC | matte chrome |
| | BZ | bronze |
| | WT | wheat |
| ELECTRICAL OPTIONS | EM7 | emergency battery backup, 90 minutes at 7 watts to LED |
| | EM12 | emergency battery backup, 90 minutes at 12 watts to LED |

ORDERING CODE _____

Follow the steps to specify your fixture, example:
NU3 - RD - WD - 13LM - 3018 - 97 - HE40 - 120 - DIM10 - NC - WH - WH - EM7

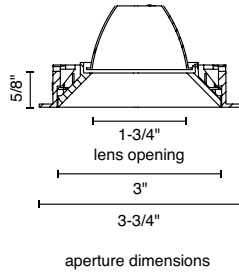
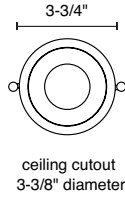
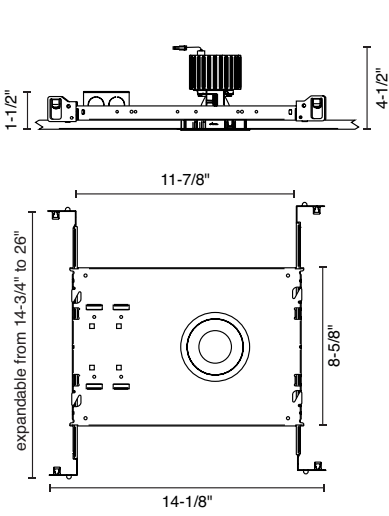
| LUMINUS (LED) | POWER | CCT AT LIGHT LEVEL (%LF) ³ | | | |
|---------------|-----------|---------------------------------------|------|------|------|
| | | %LF | 20LM | 13LM | 10LM |
| DELIVERED LM | W (97CRI) | | | | |
| 715 | 13 | 100% | 3000 | 3000 | 3000 |
| 930 | 17 | 50% | 3000 | 3000 | 2800 |
| 1430 | 27 | 25% | 2800 | 2500 | 2300 |
| | | 10% | 2200 | 2000 | 1900 |
| | | 5% | 1800 | 1800 | 1800 |

Power Factor ≥ 0.9

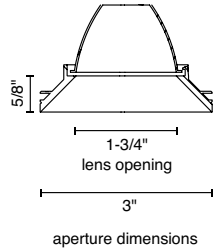

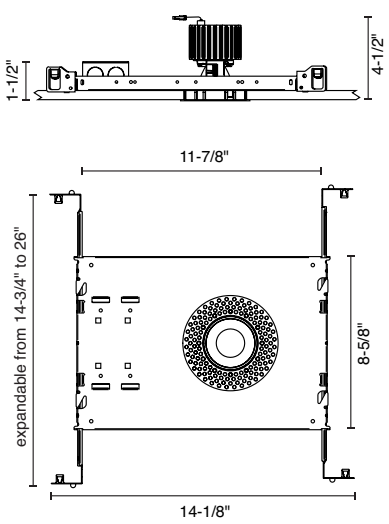
- NOTES**
1. IC/ICAT/CP not available in 20LM.
 2. Triac/ELV dimming available in 120V only.
 3. Values shown are for reference only. Actual CCT may vary.
 4. DIM10 offered in 347V using a dedicated 347V Osram 0-10V 1% Driver; this requires above ceiling access for maintenance of the driver. For all other dimming options 347V is offered using a miniature Step-Down Transformer integrated with the Electrical Box. Triac and ELV dimming are not available.
 5. HCL not available with lens. Multiply delivered lumens by (0.78) and beam spread by (0.80) when honeycomb louver is chosen.

MOUNTING OPTIONS

**NC - NEW CONSTRUCTION
TRIM**



**NC - NEW CONSTRUCTION
TRIMLESS**



1. Fasten mud frame to ceiling.



2. Insert protective cover (included).
Apply joint compound over the mud frame.



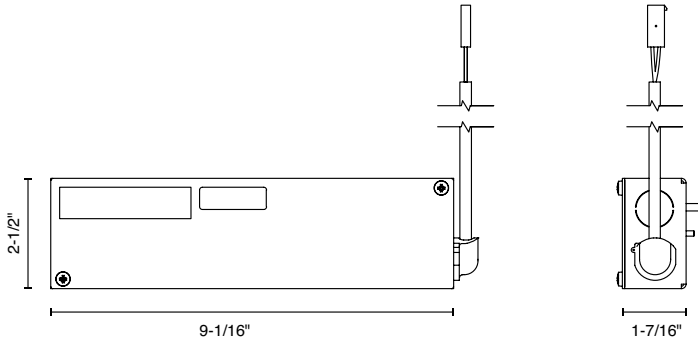
3. Install LED assembly.



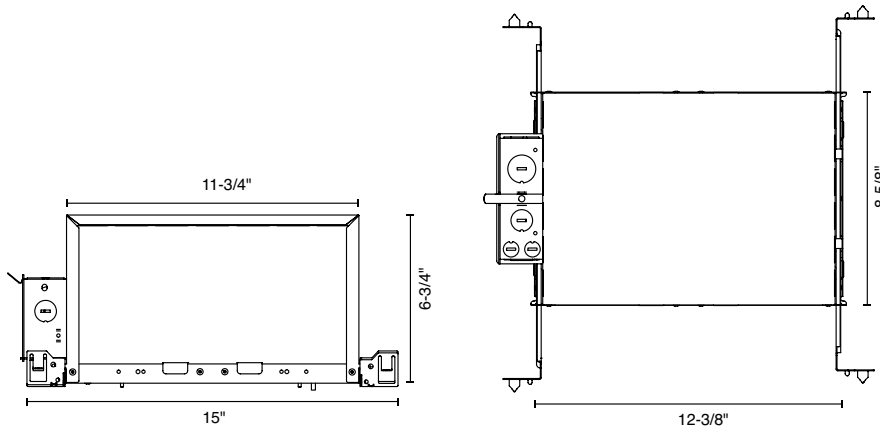
4. Install bezel.

MOUNTING OPTIONS (CONTINUED)

**RET - RETROFIT
TRIM/TRIMLESS**



**IC - INSULATION CONTACT HOUSING
TRIM/TRIMLESS**



**CP - CHICAGO PLENUM
ICAT - INSULATION CONTACT / AIR TIGHT
TRIM/TRIMLESS**

