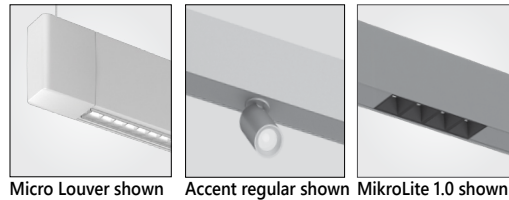
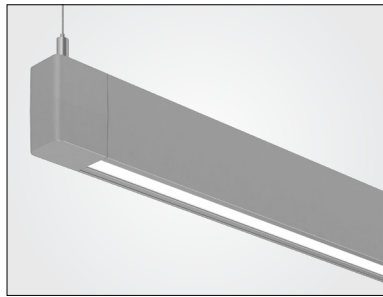


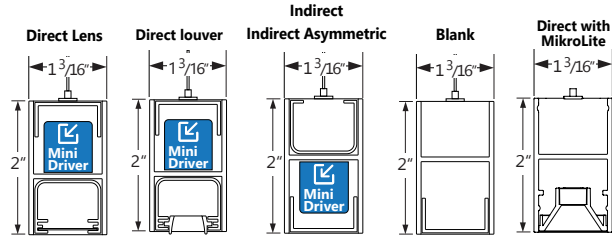
# Stencil® Pendant

## PENDANT - LINEAR WITH COMBINED DISTRIBUTIONS



Micro Louver shown    Accent regular shown    MikroLite 1.0 shown

Micro lens shown



See page 4 for Accent section view

Project \_\_\_\_\_  
 Type \_\_\_\_\_  
 Notes \_\_\_\_\_

**A configuration drawing is required**

Factory is available for assistance

See page 2 for example of how to specify



### PRODUCT DIRECTORY

**NOTE:** STCO is available with Hub End Caps, In-line hubs, Blank, Indirect or Accent segments. For other options, please see table below.

PRODUCT ID	END CAPS		DISTRIBUTIONS					JOINING	
	HUB	FLAT	DIRECT	INDIRECT/ INDIRECT ASYM.	BLANK	ACCENTS	MikroLite	IN-LINE HUB	INTERNAL JOINER
STD <sup>(1)</sup>		✓	✓						✓
SLI/SLIA <sup>(2)</sup>		✓		✓					✓
STCO <sup>(3)</sup>	✓		✓	✓	✓	✓	✓	✓	

<sup>(1)</sup> Stencil Pendant Direct LED Linear.

<sup>(2)</sup> Stencil Pendant Indirect/ Indirect Asymmetric LED Linear.

<sup>(3)</sup> Stencil Pendant LED Combined Distribution Linear.

### Ordering Guide

STCO		TOTAL LENGTH & NOM. LUMENS/FT - INDIRECT			TOTAL LENGTH & NOM. LUMENS/FT - DIRECT					TOTAL LENGTH - BLANK (OPT.)		
STCO	Stencil Pendant LED Linear with combined distribution options	SLI(length, lumen)	SurrounLite indirect	175	175 lm/ft	DSO(length, lumen)	direct spotless lens	200	200 lm/ft	SO lens option only	BK(L)	blank
		+SLIA(length, lumen)	SurroundLite indirect asy.	250	250 lm/ft	DMLBK(length, lumen)	direct micro louver black*	300	300 lm/ft			
		NI	no indirect	350	350 lm/ft	DMLG (length, lumen)	direct micro louver grey*	400	400 lm/ft	Micro louver option only		
				500	500 lm/ft	ND	no direct	150	150 lm/ft			
				700	700 lm/ft			225	225 lm/ft			
		1000	1000 lm/ft			300	300 lm/ft					
						450	450 lm/ft					
						600	600 lm/ft					
Lit segments are available in 1' increments.				Lit segments are available in 1' increments. Standard product comes with micro lens. Applies to all downlight segments.						Available in any length; min 7", max 8'.		

HUB QUANTITY - SERIES A (OPT.)	CRI	COLOR TEMP.	FINISH	VOLTAGE	DRIVER	CIRCUITS
+AI(#)	80 80 CRI 90 90 CRI	27 2700 K* 30 3000 K 35 3500 K 40 4000 K	AP aluminum paint W white BLK black C custom	120 120 V 277 277 V 347 347 V* UNV universal DC low voltage**	MD integral mini driver 0-10V dimming 1%* POE(#) POE drivers**	1 1 circuit 2 2 circuits +E(#) emergency circuit* +NL(#) night light circuit
	Applies to both Up and Down	Applies to both Up and Down *10% decrease in lumen output		* Consult factory ** Only available with POE drivers.	*Only integral 0-10V mini driver available ** Specify system	* Specify quantity

MOUNTING/SUSPENSION	CANOPY	BATTERY - REMOTE (OPT.)	CUSTOM (OPT.)
CA(L) drywall+cable length (36" std.) CT9(L) TB/TG 9/16+cable length (36" std.) CT15(L) TB/TG15/16+cable length (36" std.) CTS(L) ST+cable length (36" std.)	RC round canopy SC square canopy	B(#) remote battery pack	C custom
Specify length	White canopy standard	Remote only	Please specify

### Ordering Guide - MikroLite and Accent (Optional)

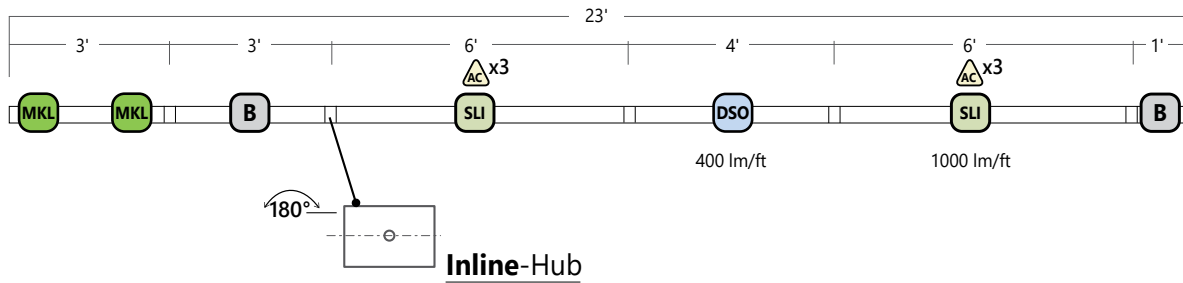
\* For Accent only, specify the total blank length. Specify NO for total direct & indirect length.

MKL (#, Beam Angle, Finish)			AC (#, Option, Beam, Finish)			
MIKROLITE MODULE QTY.	BEAM ANGLES	CELL FINISH	ACCENT QUANTITY	ACCENT OPTION	BEAM	ACCENT FINISH
(#) MikroLite module quantity	MKL35 35 deg MKL20 20 deg	GR gray BLK black	(#) accent quantity	R regular	AC20 20 deg AC35 35 deg	AP aluminum paint W white BLK black
1 module contains 4 MikroLites; Module length is 4". Minimum length for MikroLite option is 3". Minimum distance from edge 3". 500 lm/module. See page 4 for more information.			Only available in 500 lumens, with 0-10V dimming (1%). Minimum spacing between Accents is 4". Accent provided on blank section by default (min length 2 ft). Also compatible with indirect segments (min length 4 ft). See page 3 for more information.		See page 4 for more information. Not available on Hub.	

# How to Specify Total Linear Length, Distributions

## Example

- DSO Direct lens
- DMLG Direct louver
- SLI SurroundLite Indirect
- SLIA SurroundLite Indirect Asymmetric
- MKL MikroLite
- B Blank
- AC Accent



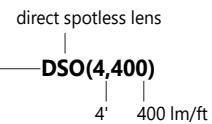
**1. Specify Total Length - Indirect**

**SLI(12,1000)**  
TOTAL LENGTH\* & NOM. LUMENS/FT - SURROUNDLITE INDIRECT



**2. Specify Total Length - Direct**

**DSO(4,400)**  
TOTAL LENGTH\* & NOM. LUMENS/FT - DIRECT



**3. Specify Total Length - Blank**

**BK(4)**  
TOTAL LENGTH\*\* - BLANK



**4. Specify Hub Quantity**

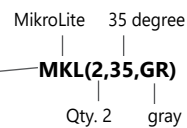
**AI(4)**  
HUB QTY\*\*\*

Inline-Hub



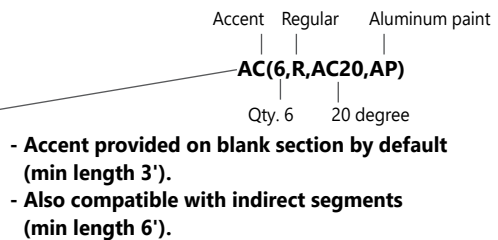
**5. Specify MikroLite Module (if necessary)**

**MKL(2,35,GR)**  
MikroLite MODULE (OPT.)



**6. Specify Accent Quantity (if necessary)**

**AC(6,R,AC20,AP)**  
ACCENT QTY



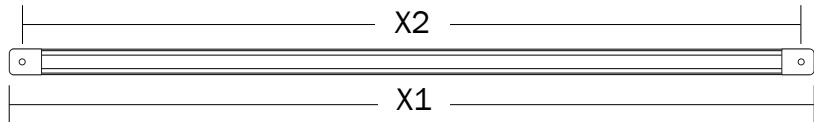
Specify total linear length of each distribution.  
 \*\*Blank segments: available in any length; min 7", max 8'.  
 \*\*\*Specify total quantity of Hubs

### ● SEGMENT LENGTHS AND MOUNTING POINTS

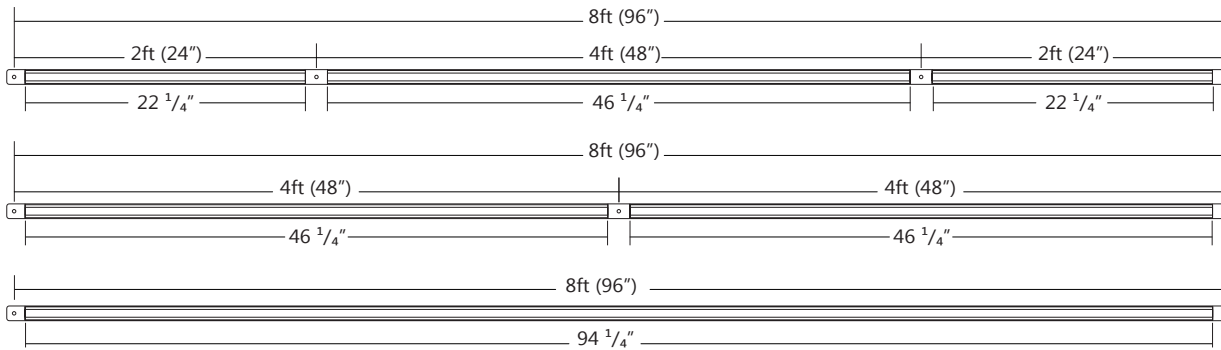
Stencil lit segments are available in one foot increments. Unlit blank segments are available in any length from 7" to 8'. Segments exceeding 8' in length are comprised of a combination of lengths to be assembled on site with an Inline Hub. Minimum blank segment length for one Accent is 3'. Minimum segment length for Accent and Indirect is 6'.

For more information on systems and joining, please refer to the Stencil installation sheets available for download at [www.axislighting.com](http://www.axislighting.com).

Feet	Segment length X1		Mounting points X2	
	Inches	mm	Inches	mm
2	24.000	610	22.250	565
3	36.875	937	35.125	892
4	48.000	1219	46.250	1175
5	59.125	1502	57.375	1457
6	72.000	1829	70.250	1784
7	83.125	2111	81.375	2067
8	96.000	2438	94.250	2394



**X1 - Segment length**  
**X2 - Mounting points**

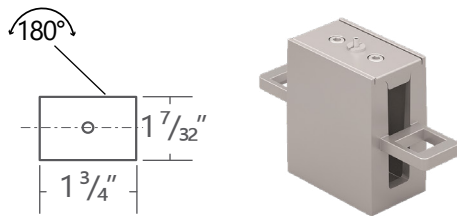


**i** Lengths above 8' will require Inline Hub.  
Available in 1' increments.

### ● HUBS

Patent-pending system combining mechanical, electrical and suspension functions. Non-illuminated lighting segment connectors: **Inline-Hub (180°)**.

#### Inline -Hub (180°)



### LED SYSTEM

<b>CRI</b>	Minimum 80 or 90 color rendering index
<b>CCT</b>	Choice of 2700K, 3000K, 3500K and 4000K color temperature with a great color consistency (within 3.0-step MacAdam ellipse).
<b>LED life</b>	Minimum 50,000h with 85% of lumen maintenance in 25°C ambient temperature, in compliance with IES LM-80 testing measurements.
<b>Thermal Management</b>	Aluminum housing acting as the heat sink to maximize life.
<b>Performance</b>	Up to 101 lm/W.

### CONSTRUCTION

<b>Housing</b>	Extruded Aluminum (0.080" nominal) up to
<b>End Cap+Joiner</b>	Die Cast Aluminum
<b>Interior Brackets</b>	Die Formed Sheet Steel (20 gauge)
<b>Reflectors</b>	White Powder Coated Sheet Steel (22 gauge)
<b>Lenses</b>	Extruded Acrylic
<b>Hanger</b>	Die Cast Aluminum
<b>Suspension</b>	1mm Aircraft Cable along product length
<b>Cable Grips</b>	Quick Connecting / Release

### ELECTRICAL

<b>Mini driver</b>	STENCIL features integral mini driver technology. 0-10V dimming standard.
<b>Power over Ethernet POE drivers* (consult factory for more information)</b>	MOLEX IGOR O - Other (Consult factory) UL2108 certified for integral or remote driver
<b>Emergency</b>	Remote emergency battery pack or emergency circuit optional.
<b>Input Voltage</b>	120V, 277V, 347V, UNV.

**i** Incorporating these components may have limitations or affect the length of the luminaire, please contact factory for more details.

### STENCIL PENDANT WITH MIKROLITE 1.0



1 module contains 4 Mikrolites


### WARRANTY

Axis lighting will warrant defective LEDs, boards, and drivers for 5 years from date of purchase. Warranty is valid if luminaire is installed and used according to specifications. If defective, Axis will send replacement boards or drivers at no cost along with detailed replacement instructions and instructions on how to return defective components to Axis.

### FINISH

Aluminum paint, powder coated and custom finishes are also available.

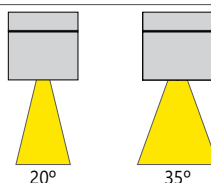
### APPROVALS

Certified to UL and CSA standards.  Suitable for damp locations.

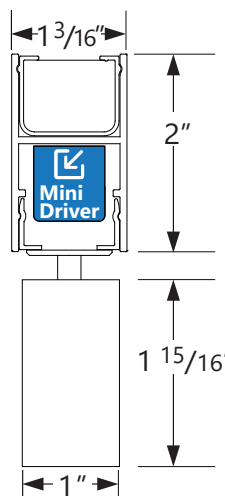
### LIGHT GUIDE

High precision light guide made of PMMA material, allows distribution of controlled light in all 3-dimensions to put light on both vertical and horizontal planes within the space. Patented lightguide design featuring molecular optics and precision-coupled optic components yield a high efficiency luminaire. In-plane mixing maximizes color uniformity while light emitting area is uniform and diffuse without 'head lighting' from the LED's.

### ACCENT BEAM SPREADS



### STENCIL WITH ACCENT SECTION VIEW




#### ACCENT EFFICACY

<b>3 Accents / Driver</b>	120V, 21W, 0.18A; 277V, 21.5W, 0.10A.
<b>1 Accent / Driver</b>	120V, 8W, 0.12A; 277V, 8.4W, 0.06A.

**NOTE:** Configuration of multiple accents with different drivers will change efficacy values.

### ACCENT OPTIONS



Regular shown

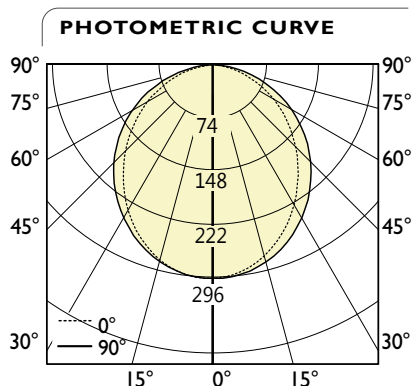
Accent positioning options.



Accent on segment

## ● PHOTOMETRIC DATA - DIRECT

200 lm/ft



**Direct Output: 200 lm/ft**  
**Total Lumens: 781 lm (for 4ft)**  
**Input Watts: 8.5 W**  
**Efficacy: 92 lm/W**

80 CRI shown. For 90 CRI, divide wattage by 0.8 and multiply efficacy by 0.8.  
 IES FILE: STD-200-80-35-4.IES  
 TESTED ACCORDING TO IES LM-79-2008

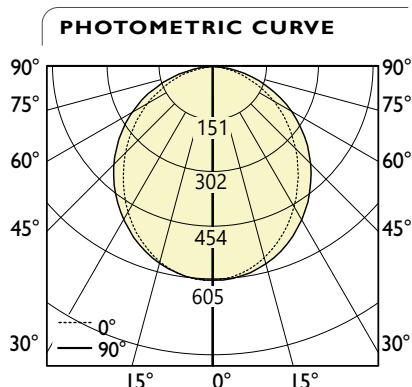
CANDELA DISTRIBUTION					
Vertical Angle	Horizontal Angles				
	0	22.5	45	67.5	90
0	296	296	296	296	296
5	292	292	293	294	294
15	273	274	277	281	282
25	242	244	250	256	259
35	203	206	215	224	228
45	161	165	176	186	190
55	118	122	133	143	148
65	75	79	89	98	102
75	35	38	45	52	55
85	5	6	8	11	12
90	0	0	0	0	0

ZONAL LUMENS	
Zone	Lumens
0	28
0-10	79
10-20	117
20-30	138
30-40	139
40-50	123
50-60	92
60-70	52
70-80	13
80-90	0
90	0

LUMINANCE DATA (cd/m²)			
Vertical Angle	Horizontal Angles		
	0	45	90
45	20504	22389	24210
55	18510	20928	23220
65	16045	18879	21798
75	12317	15483	18962
85	5579	8576	12605

**i** All IES files are available for download at: [www.axislighting.com](http://www.axislighting.com)

400 lm/ft



**Direct Output: 400 lm/ft**  
**Total Lumens: 1623 lm (for 4ft)**  
**Input Watts: 16.1 W**  
**Efficacy: 101 lm/W**

80 CRI shown. For 90 CRI, divide wattage by 0.8 and multiply efficacy by 0.8.  
 IES FILE: STD-400-80-35-4.IES  
 TESTED ACCORDING TO IES LM-79-2008

CANDELA DISTRIBUTION					
Vertical Angle	Horizontal Angles				
	0	22.5	45	67.5	90
0	613	613	613	613	613
5	605	606	607	609	610
15	566	569	575	581	585
25	502	506	519	531	537
35	421	428	447	465	473
45	333	342	365	386	395
55	244	253	277	298	308
65	156	163	184	205	213
75	73	79	93	107	114
85	11	13	17	23	26
90	0	0	0	1	0

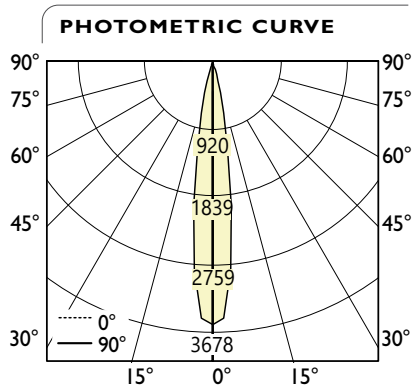
ZONAL LUMENS	
Zone	Lumens
0	58
0-10	164
10-20	243
20-30	286
30-40	289
40-50	256
50-60	192
60-70	108
70-80	28
80-90	0
90	0

LUMINANCE DATA (cd/m²)			
Vertical Angle	Horizontal Angles		
	0	45	90
45	42459	46496	50330
55	38355	43489	48309
65	33241	39292	45280
75	25434	32219	39630
85	11262	17772	26347

**i** All IES files are available for download at: [www.axislighting.com](http://www.axislighting.com)

## ● PHOTOMETRIC DATA - ACCENTS

### Accent 20 degree



**Total Lumens: 391 lm (for 1 accent)**  
**Input Watts: 7.9 W**  
**Efficacy: 49 lm/W**

80 CRI shown. For 90 CRI, divide wattage by 0.8 and multiply efficacy by 0.8.  
 IES FILE: Stencil-AC-D20(A17399G-20 DG).IES  
 TESTED ACCORDING TO IES LM-79-2008

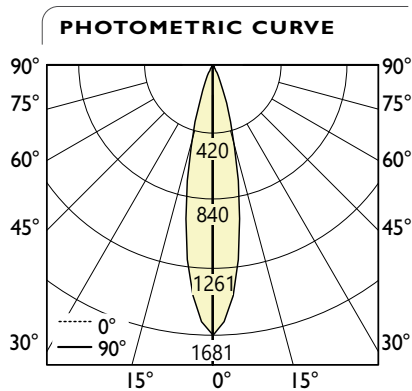
CANDELA DISTRIBUTION					
Vertical Angle	Horizontal Angles				
	0	22.5	45	67.5	90
0	3605	3605	3605	3605	3605
5	2668	2516	1376	2760	2863
15	398	366	183	405	422
25	50	48	23	57	53
35	12	11	5	12	12
45	6	6	3	6	6
55	4	4	2	4	4
65	3	3	1	3	3
75	1	1	0	1	1
85	0	0	0	0	0
90	0	0	0	0	0

ZONAL LUMENS	
Zone	Lumens
0	
0-10	211
10-20	131
20-30	29
30-40	8
40-50	4
50-60	4
60-70	3
70-80	1
80-90	0
90	

LUMINANCE DATA (cd/m²)			
Vertical Angle	Horizontal Angles		
	0	45	90
45	16184	7724	16550
55	14208	6951	14208
65	12306	6360	13742
75	5358	3013	6027
85	1986	1005	5958

**i** All IES files are available for download at: [www.axislighting.com](http://www.axislighting.com)

### Accent 35 degree



**Total Lumens: 355 lm (for 1 accent)**  
**Input Watts: 6.8 W**  
**Efficacy: 52 lm/W**

80 CRI shown. For 90 CRI, divide wattage by 0.8 and multiply efficacy by 0.8.  
 IES FILE: Stencil-AC-D35(A18322G-35 DG).IES  
 TESTED ACCORDING TO IES LM-79-2008

CANDELA DISTRIBUTION					
Vertical Angle	Horizontal Angles				
	0	22.5	45	67.5	90
0	1681	1681	1681	1681	1681
5	1442	1453	1453	1455	1453
15	527	518	518	512	506
25	110	109	112	108	105
35	25	25	25	25	24
45	9	9	9	9	9
55	5	5	5	5	5
65	3	3	3	3	3
75	1	1	1	1	1
85	0	0	0	0	0
90	0	0	0	0	0

ZONAL LUMENS	
Zone	Lumens
0	
0-10	123
10-20	145
20-30	55
30-40	17
40-50	7
50-60	5
60-70	3
70-80	1
80-90	0
90	

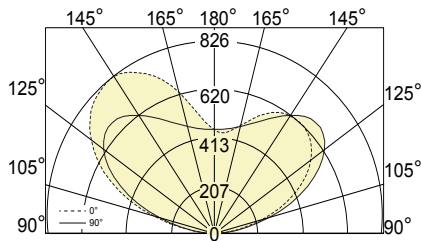
LUMINANCE DATA (cd/m²)			
Vertical Angle	Horizontal Angles		
	0	45	90
45	30812	31571	30121
55	21803	22482	21803
65	15718	15604	16184
75	4908	4908	5289
85	2236	1684	2236

**i** All IES files are available for download at: [www.axislighting.com](http://www.axislighting.com)

## ● PHOTOMETRIC DATA - INDIRECT

700 lm/ft

### PHOTOMETRIC CURVE



**Indirect Output: 700 lm/ft**  
**Total Lumens: 2691 lm (for 4ft)**  
**Input Watts: 31 W**  
**Efficacy: 87 lm/W**

80 CRI shown. For 90 CRI, divide wattage by 0.8 and multiply efficacy by 0.8.  
 IES FILE: STI-700-80-35-4.IES  
 TESTED ACCORDING TO IES LM-79-2008

### CANDELA DISTRIBUTION

Vertical Angle	Horizontal Angles								
	0	22.5	45	67.5	90	112.5	135	157.5	180
90	0	0	0	0	0	0	0	0	0
95	25	26	32	42	54	65	53	41	34
105	226	211	194	215	267	265	255	278	285
115	418	391	360	394	481	472	470	520	534
125	551	520	481	518	628	639	648	695	699
135	615	585	548	572	672	732	762	795	794
145	618	595	562	554	619	719	789	823	820
155	568	548	516	498	534	627	704	748	757
165	482	469	454	451	475	529	578	620	626
175	434	433	434	438	449	465	476	483	483
180	446	446	446	446	446	446	446	446	446

### ZONAL LUMENS

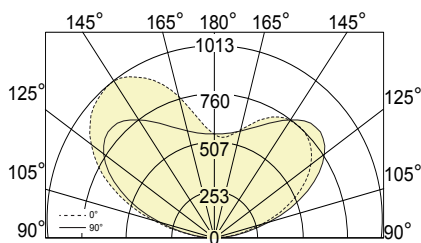
Zone	Lumens
90	
90-100	57
100-110	256
110-120	438
120-130	529
130-140	517
140-150	421
150-160	281
160-170	148
170-180	44
180	

**i** All IES files are available for download at: [www.axislighting.com](http://www.axislighting.com)

## ● PHOTOMETRIC DATA - INDIRECT

800 lm/ft

### PHOTOMETRIC CURVE



**Indirect Output: 800 lm/ft**  
**Total Lumens: 3308 lm (for 4ft)**  
**Input Watts: 38.6 W**  
**Efficacy: 86 lm/W**

80 CRI shown. For 90 CRI, divide wattage by 0.8 and multiply efficacy by 0.8.  
 IES FILE: STI-800-80-35-4.IES  
 TESTED ACCORDING TO IES LM-79-2008

### CANDELA DISTRIBUTION

Vertical Angle	Horizontal Angles								
	0	22.5	45	67.5	90	112.5	135	157.5	180
90	0	0	0	0	0	0	0	0	0
95	61	59	61	61	67	68	42	24	18
105	319	295	263	279	329	308	283	294	299
115	547	510	462	498	592	564	551	602	617
125	697	657	605	649	774	774	777	831	834
135	764	725	679	712	832	898	928	966	962
145	755	726	686	683	771	897	977	1012	1006
155	683	659	622	610	670	794	889	939	947
165	575	562	549	555	597	672	738	792	798
175	532	533	537	546	564	587	604	612	612
180	560	560	560	560	560	560	560	560	560

### ZONAL LUMENS

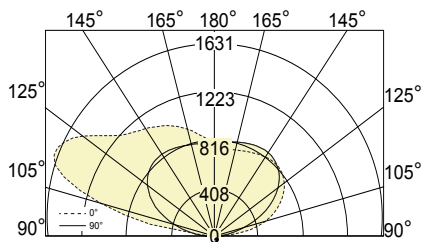
Zone	Lumens
90	
90-100	69
100-110	311
110-120	536
120-130	649
130-140	636
140-150	519
150-160	348
160-170	184
170-180	55
180	

**i** All IES files are available for download at: [www.axislighting.com](http://www.axislighting.com)

### ● PHOTOMETRIC DATA - INDIRECT - ASYMMETRIC

1000 lm/ft

#### PHOTOMETRIC CURVE



**Lumen/ft up: 1000 lm/ft**  
**Total Lumens: 4300 lm (for 4ft)**  
**Input Watts: 47.7 W**  
**Efficacy: 90 lm/W**

80 CRI shown. For 90 CRI, divide wattage by 0.8 and multiply efficacy by 0.8.  
 IES FILE: STIA-1000-80-35-AS-4.IES  
 TESTED ACCORDING TO IES LM-79-2008

#### CANDELA DISTRIBUTION

Vertical Angle	Horizontal Angles								
	0	22.5	45	67.5	90	112.5	135	157.5	180
90	0	0	0	0	0	0	0	0	0
95	125	18	24	41	30	63	33	23	20
105	479	351	331	299	263	356	605	1034	1088
115	673	597	563	534	523	604	801	1385	1631
125	789	752	719	707	717	792	925	1265	1484
135	837	833	801	801	828	896	996	1140	1217
145	823	844	826	832	868	935	1010	1087	1114
155	789	822	814	824	857	917	978	1025	1039
165	760	791	792	802	827	863	902	931	940
175	768	781	784	790	800	812	822	831	834
180	794	794	794	794	794	794	794	794	794

#### ZONAL LUMENS

Zone	Lumens
90	
90-100	159
100-110	575
110-120	777
120-130	788
130-140	706
140-150	573
150-160	408
160-170	237
170-180	77
180	

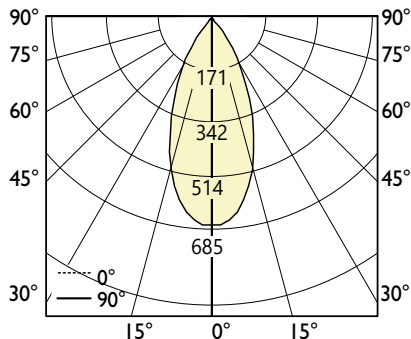
**i** All IES files are available for download at: [www.axislighting.com](http://www.axislighting.com)

### ● PHOTOMETRIC DATA - MikroLite 1.0

MikroLite - 35° beam



#### PHOTOMETRIC CURVE



**Total Lumens: 452 lm (for 1 module)**  
**Input Watts: 6.59 W**  
**Efficacy: 69 lm/W**

80 CRI shown. For 90 CRI, divide wattage by 0.8 and multiply efficacy by 0.8.  
 IES FILE: MKL-D35-A18323G.IES  
 TESTED ACCORDING TO IES LM-79-2008

#### CANDELA DISTRIBUTION

Vertical Angle	Horizontal Angles				
	0	22.5	45	67.5	90
0	685	685	685	685	685
5	664	665	666	667	666
15	514	517	522	521	520
25	292	297	305	301	296
35	119	132	142	132	117
45	15	27	50	27	14
55	2	3	4	3	3
65	0	0	0	0	0
75	0	0	0	0	0
85	0	0	0	0	0
90	0	0	0	0	0

#### ZONAL LUMENS

Zone	Lumens
0	
0-10	62
10-20	143
20-30	137
30-40	82
40-50	25
50-60	4
60-70	0
70-80	0
80-90	0
90	

#### LUMINANCE DATA (cd/m²)

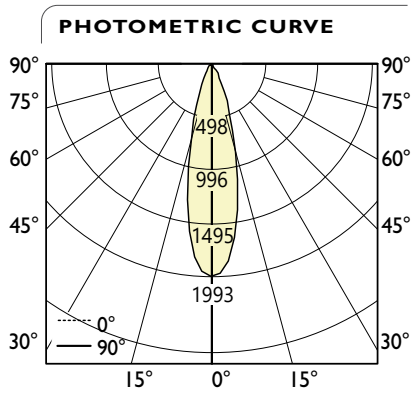
Vertical Angle	Horizontal Angles		
	0	45	90
45	10042	34267	9679
55	2064	3662	2476
65	0	0	0
75	0	0	0
85	0	0	0

**i** All IES files are available for download at: [www.axislighting.com](http://www.axislighting.com)



## ● PHOTOMETRIC DATA - MikroLite 1.0

MikroLite - 20° beam



### CANDELA DISTRIBUTION

Vertical Angle	Horizontal Angles				
	0	22.5	45	67.5	90
0	1993	1993	1993	1993	1993
5	1859	1830	1831	1837	1835
15	858	863	861	828	843
25	286	288	294	273	266
35	76	88	102	89	71
45	9	15	32	15	9
55	1	1	3	1	1
65	0	0	0	0	0
75	0	0	0	0	0
85	0	0	0	0	0
90	0	0	0	0	0

### ZONAL LUMENS

Zone	Lumens
0	
0-10	159
10-20	225
20-30	122
30-40	49
40-50	13
50-60	2
60-70	0
70-80	0
80-90	0
90	

### LUMINANCE DATA (cd/m²)

Vertical Angle	Horizontal Angles		
	0	45	90
45	192	452	113
55	22	37	14
65	0	1	1
75	0	0	0
85	0	0	0

**Total Lumens: 569 lm (for 1 module)**

**Input Watts: 6.6 W**

**Efficacy: 86 lm/W**

80 CRI shown. For 90 CRI, divide wattage by 0.8 and multiply efficacy by 0.8.

IES FILE: MKL-D20-A18324G.IES

TESTED ACCORDING TO IES LM-79-2008

**i** All IES files are available for download at: [www.axislighting.com](http://www.axislighting.com)