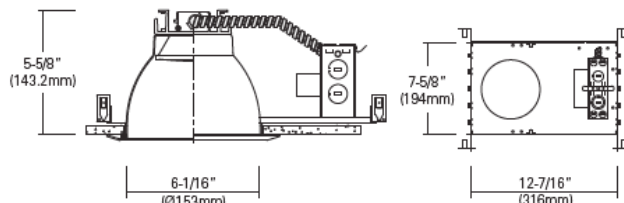


8122H

120V-277V Universal Voltage

| | | |
|--------------|--|------|
| Catalog #: | | Type |
| Project: | | Date |
| Prepared by: | | |

6" LED Frame-In



6" LED Frame-In

DESCRIPTION

An ideal solution for efficiency, safety, and flexible design aesthetics. The 8122H - a 6" LED Frame-In balances power, efficiency and cost to bring you the options needed to complete a variety of residential or commercial projects with a reliable and modern LED down light solution.

DESIGN FEATURES

Electrical

- 120V-277V Universal Voltage
- Triac & 0-10V dimming with integral driver
- Suitable for use in wet location when used with 8653WH
- 50,000 hour projected life
- Beam angle 60°
- Available in 3000K, 3500K, 4000K
- 14W, 1150lms
- 23W, 1950lms
- 30W, 2720lms
- 45W, 3640lms

Housing

- Sturdy aluminum construction
- Suitable for use in new construction applications
- 5-5/8" height allows for use in 2" x 6" joist construction

Junction Box

- Listed for through branch circuit wiring and includes five (5) 3/4" knockouts
- Easy access plate for quick wiring

Bar Hanger

- Included heavy-gauge captive bar hanger allow the housing to be secured to both joist or suspended "T" bar construction
- Adjustable to position the housing at any point within a 24" joist span or grid section
- 4 captive nails for quick placement

Dimensions

- Size: 12-7/16" x 6-1/16" x 5-5/8"
- Aperture: 6-1/16"

Certifications

- Energy Star - 3000K & 4000K Only
- cCSAus
- 5 year limited warranty



TEL: 800.937.6925 | Fax: 800.207.9509 | www.rplighting.com

Specifications and dimensions subject to change without notice.


8122H

120V-277V Universal Voltage

Specification & Ordering


HOUSING

Example: 8122H-14-4K-EM

| Housing # | Wattage | CCT | Emergency Battery Backup |
|--|---------|-------------------|----------------------------|
|  | 8122H | | |
| | 8122H | -14 : 14W 1150lms | -3K : 3000K |
| | | -23 : 23W 1950lms | -35K : 3500K |
| | | -30 : 30W 2720lms | -4K : 4000K |
| | | -45 : 45W 3640lms | |
| | | | -EM : EM adds Battery Pack |


MODULE/TRIM

Example: 8651HZ

| Module/Trim # | Finish |
|--|-----------------------------|
|  | 8651 |
| | 8651 Haze cone reflector |
| | HZ : Haze |


MODULE/TRIM

Example: 8652WH

| Module/Trim # | Finish |
|--|--|
|  | 8652 |
| | 8652 Haze reflector with white baffle |
| | WH : White |


MODULE/TRIM

Example: 8653WH

| Module/Trim # | Finish |
|--|----------------------------------|
|  | 8653 |
| | 8653 Haze reflector with lens |
| | WH : White |


MODULE/TRIM

Example: 8654WH

| Module/Trim # | Finish |
|--|--|
|  | 8654 |
| | 8654 White reflector with floating lens |
| | WH : White |

MODULE/TRIM

Example: 8655WH

| Module/Trim # | Finish |
|--|---|
|  | 8655 |
| | 8655 White reflector cone with wall wash |
| | WH : White |