

Project:

Type: **Prepared By:** **Date:**

Notes:



SPECIFICATIONS

CONSTRUCTION: Die formed of 20 gauge steel.

OPTIC: Choice of acrylic lens or flush baffle. Top film standard.

END CAPS: Flat end cap provides a clean finish.

REFLECTOR: Die formed of code gauge steel. CAD/CAM designed reflector to optically correct contour to provide precise light distribution with maximum efficiency, removable to access wiring.

DISTRIBUTION: Available in (up/down): 80/20, 60/40, 50/50, 30/70, 20/80 and 0/100.

ELECTRICAL: Long life replaceable LED with a high efficiency 0-10V electronic dimming driver (1% dim), 120-277V, 50/60Hz operation. 347V available.

LED MODULE: LED light engine, available in 3000°K, 3500°K, 4000°K and 5000°K, rated for 50,000 hours (L70). Delivered lumens shown below and in chart on back of page. CRI≥82. CONSULT FACTORY for other lumen output options.

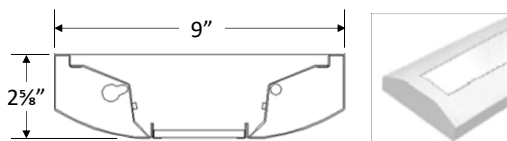
MOUNTING: Aircraft grade cable with fully adjustable yoke mount or pendant mount available. T-bar or hard ceiling mounting kits available. All mounting hardware is ordered separately. Individual sections can be joined together for continuous rows.

FINISH: Durable, low gloss, textured powder coated black, silver or white finish. Custom colors available, CONSULT FACTORY.

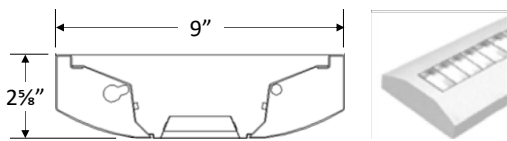
OPTIONS: Integrated Daylight or Occupancy Sensors, Emergency Battery Pack, Fuse.

CERTIFICATION: The INTEGRALUME[®] LED Series SUDIP39L luminaire is U.L. and C.U.L. listed.

WARRANTY: Five (5) year warranty.

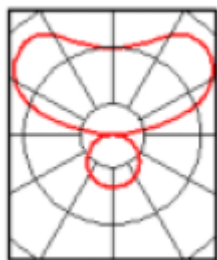


ACRYLIC LENS OPTION

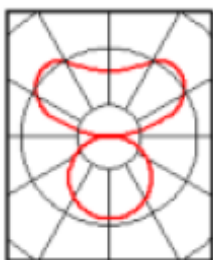


FLUSH BAFFLE OPTION

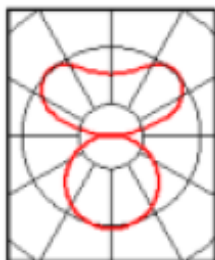
DISTRIBUTION OPTIONS



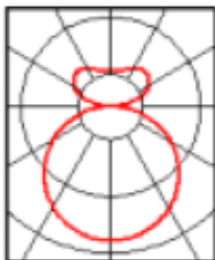
80/20
5416 LUMENS/112 LPW
83% UP - 17% DOWN
L2, ACW, 4000°K



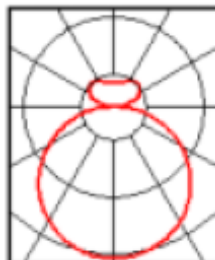
60/40
4832 LUMENS/99 LPW
59% UP - 41% DOWN
L2, ACW, 4000°K



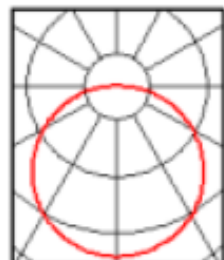
50/50
4542 LUMENS/93 LPW
52% UP - 48% DOWN
L2, ACW, 4000°K



30/70
4014 LUMENS/83 LPW
27% UP - 73% DOWN
L2, ACW, 4000°K



20/80
3757 LUMENS/77 LPW
18% UP - 82% DOWN
L2, ACW, 4000°K



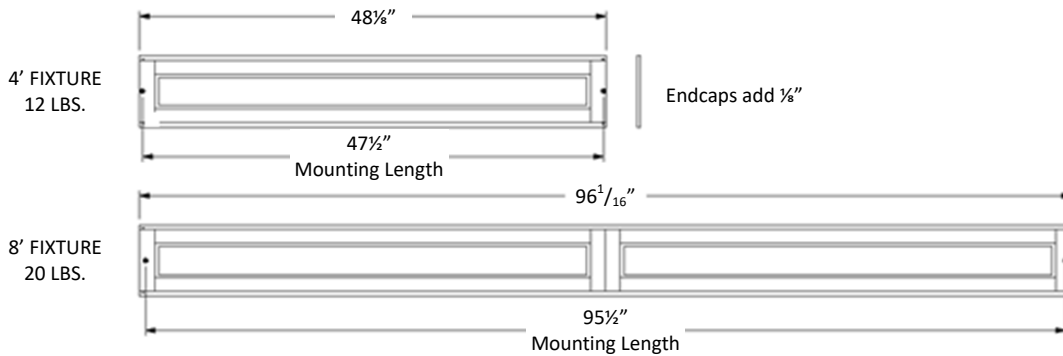
0/100
2753 LUMENS/56 LPW
0% UP - 100% DOWN
L2, ACW, 4000°K



(Consult factory for other options or special requests)

2019-11-26-SUDIP39L-LED

INTEGRALUME[®] and LEGION[®] are registered Trademarks of LEGION LIGHTING CO., INC.
LUTRON[®] is a registered Trademark of Lutron Electronics Co., Inc.



FIXTURE ORDERING INFORMATION

Example: SUDIP39L 8 L2 35 ACW 82 U WH EM

SERIES	NOMINAL LENGTH	LUMEN LEVEL	COLOR TEMP	OPTIC	DISTRIBUTION TYPE	VOLTAGE	FINISH	OPTIONS
SUDIP39L	4 48"	L1 Normal	30 3000°K	ACW Acrylic lens	82 80% up, 20% down	U 120-277V	BL Black	DAY Daylight sensor
	8 96"	L2 High	35 3500°K	FBF Flush baffle	64 60% up, 40% down	3 347V	SL Silver	OCC Occupancy sensor
		L3 V. High	40 4000°K		55 50% up, 50% down		WH White	DAC Daylight and occupancy sensor
		C Custom	50 5000°K		37 30% up, 70% down			FF Fast blow fuse
					28 20% up, 80% down			FS Slow blow fuse
					01 0% up, 100% down			EM Emergency battery pack (consult factory)
								EC Emergency circuit (consult factory)

LUMEN LEVEL	WATTS	LUMENS PER	DELIVERED LUMENS - 4'
L1 (Normal)	41.0	113	4649
L2 (High)	48.2	112	5416
L3 (V. High)	72.5	103	7479

Consult factory for latest specification as LED technology is frequently changing. Custom lumen packages available.

END CAP KIT REQUIRED FOR EACH FIXTURE RUN (Order separately)
Part #SUDIP39L-ECK-XX (XX = FINISH)

Based on 80 up/20 down, ACW option @ 4000°K.
Color temperature may affect total lumen output.

MOUNTING ORDERING INFORMATION

Example: ECF-CM-15C-072-WH-WH & NPF-CM-15C-072-WH

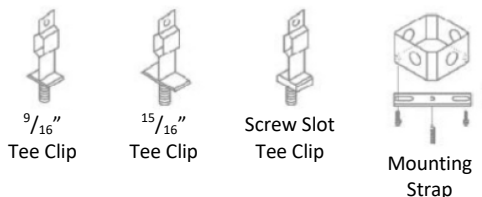
FEED TYPE	FIXTURE ATTACHMENT	CEILING ATTACHMENT	SUSPENSION LENGTH	CANOPY FINISH	CORD/PENDANT COLOR (LEAVE BLANK ON NPF-CM)
SFD Single circuit feed dimmable	CM Cable mount	HC Hard ceiling	018 18" adjustable cable	BL Black	BL Black
ECF Emergency circuit feed	PM Pendant mount	SC Screw slot clip	024 24" adjustable cable	SL Silver	SL Silver
NPF Non-power feed		15C 1 5/16" tee clip	036 36" adjustable cable	WH White	WH White
		9C 9/16" tee clip	072 72" adjustable cable		
			144 144" adjustable cable		

Note: For pendant mount kits, consult factory.

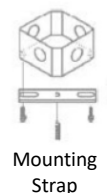
MOUNTING KIT CONTENTS

- Support clips for T-bar, or straps for J-box, with threaded stud for cable connection
- One canopy
- Aircraft cable
- Feed cord (except non-feed hangers)
- Fixture attachment hardware

MOUNTING TYPES



J-Box By Others



Mounting Strap

2019-11-26-SUDIP39L-LED

INTEGRALUME® and LEGION® are registered Trademarks of LEGION LIGHTING CO., INC.
LUTRON® is a registered Trademark of Lutron Electronics Co., Inc.