4" ROUND DIRECT

PRO-FORM SERIES

cylinders

C0412XT - WALL MOUNT

APPLICATION

4" round x 12" high cylinder luminaire designed for high output focused illumination.

FEATURES

Spectrum's Cylinder series provides contemporary architectural style with high performance and energy efficient illumination. Rugged design with flexible mounting, finish and LED options make these extremely versatile fixtures. Integral LED driver. Quick change LED module with interchangeable optics for job site flexibility and fixture upgrade.

FINISH

Multi-stage polyester powder-coat process applied on our dedicated paint lines. See mounting and color pages for standard finishes. All exposed materials are chromate pretreated to resist corrosion.

ELECTRONICS

LED system features Xicato LED module with proprietary phosphor technology that provides consistent stable color with CCT control of +/- 100K over life of the light engine. Base CRI is 83 with 2-step MacAdam Ellipse binning. High CRI is 98 with 1 x 2-step MacAdam Ellipse binning. Variety of electronic 120V/277V and dimming drivers.

CONSTRUCTION

Fabricated seamless aluminum fixture housing. Specular primary reflector provides high efficiency illumination. Stainless steel hardware with galvanized brackets to resist corrosion. Die-cast aluminum bezel. Passive aluminum integral heat sink.

CODE COMPLIANCE

BAA compliant. ETL certified to meet US and Canadian standards. Suitable for dry or damp locations. Manufactured and tested to UL standards No. 1598/8750.

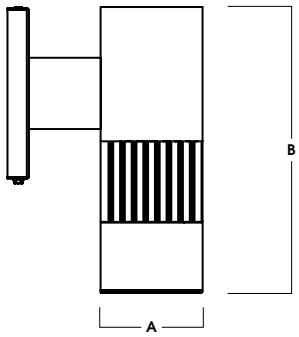

A	B
4.0 101.6 mm	11.5 292.1 mm

Fixture Weight: 8.5 lbs

LUMENS / WATTAGE DATA				
PART NUMBER	SOURCE LUMENS[1]	DELIVERED LUMENS[2]	SYSTEM WATTS[3]	LPW
C0412XT10L	1000	698	9.1	77
C0412XT13L	1300	941	13.0	72
C0412XT20L	2000	1448	21.7	67
C0412XT30L	3000	2171	32.6	67
C0412XT40L	4000	2787	37.9	74

SERIES	LUMENS[1]	CCT	OPTICS	DRIVER / DIMMING[4]	OPTIONS[5]	MOUNTING[8]	FINISH[9]
C0412XT	**10L** 1000 Lm **13L** 1300 Lm **20L** 2000 Lm **30L** 3000 Lm **40L** 4000 Lm	83 CRI **27K** 2700K **30K** 3000K **35K** 3500K **40K** 4000K 98 CRI **27HK** 2700K **30HK** 3000K **35HK** 3500K **40HK** 4000K	**ND** 17° **MD** 27° **WD** 37° **XW** 54°	**EX** Electronic Driver, 120V/277V **DS10X** 10%, 0-10V, 120V/277V **DO10X** 1%, 0-10V, 120V/277V **DS2W1** ELV/MLV, 120V	**CR** Corrosion Resistant **BB** Black Baffle **HL34** Hex Louver LENS **NL** No Lens **GL**[6] Clear Glass Lens **SO**[7] Micro Prism Solite™ Lens	**WM3** Wall Mount 3" Extension EMERGENCY BATTERY OPTIONS **EMRM** 7W Remote EM **EMEN** 7W Remote with Enclosure	**MW**[10] Matte White **MB**[10] Matte Black **PT**[10] Platinum Silver **CC** Custom Color See Page 5 for Full Range of Color Options (83-90095)

EXAMPLE: C0412XT20L35KWDEX/SO/WM3/MW

NOTES:
1 Nominal Source Lumens at Any CCT **2** Nominal Delivered Lumens at 83 CRI at Any CCT with MD-BB-NL-MW **3** At 83 CRI **4** Contact Factory for Additional Options **5** See Product Options Page for Details **6** Standard Lens for ND **7** Standard Lens for MD, WD, XW **8** See Mounting Page for Details on Components and Finishes **9** See Color Page for More Options/Consult Factory for Special Finishes **10** Standard Finishes

SPECTRUM LIGHTING INC.

PROJECT:

TYPE:

Dimensions and values shown are nominal. Spectrum Lighting continually works to improve products and reserves the right to make changes which may alter the performance or appearance of products.

4" ROUND DIRECT

PRO-FORM SERIES / FIXTURE OPTIONS

STANDARD FINISHES

MW
MATTE WHITE

MB
MATTE BLACK

PT
PLATINUM SILVER

WALL MOUNT DETAIL

WM3
WALL MOUNT 3" EXTENSION

FRONT VIEW

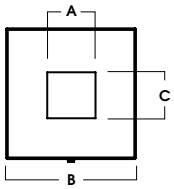

SIDE VIEW

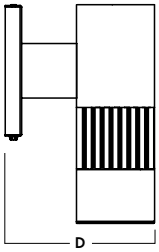

A	B	C	D
1.4 35.6 mm	6.4 162.6 mm	2.2 55.9 mm	7.0 177.8 mm

EMERGENCY BATTERY OPTIONS

EMRM* - 7W REMOTE EMERGENCY BATTERY (50' MAX)

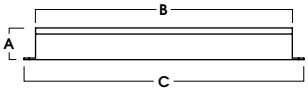

A	B	C
1.3	12.6	13.0

EMEN* - 7W REMOTE EMERGENCY BATTERY WITH ENCLOSURE (50' MAX)

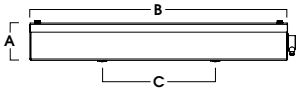

A	B	C
2.0	17.0	6.2

*OTHER EM BATTERY SIZES AVAILABLE, CONSULT FACTORY

4" ROUND DIRECT

PRO-FORM SERIES / PHOTOMETRIC DATA

C0412XT-40L-xxK-ND-EX-BB-xx-MW

CANDLEPOWER CURVE
TEST SP-00567

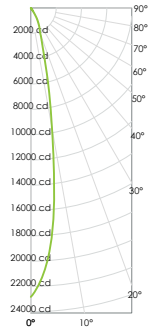

INTENSITY
CANDELA
0° AZIMUTH

	0°
0°	22,833
5°	18,484
15°	4,279
25°	1,534
35°	261
45°	5
55°	7
90°	2

ZONAL LUMENS

0° - 10°	1,760	45%
0° - 20°	3,030	77%
0° - 30°	3,727	94%
0° - 40°	3,931	100%
0° - 60°	3,942	100%
0° - 80°	3,947	100%
Downlight	3,948	100%
Total	3,948	100%

SINGLE UNIT: PERFORMANCE
DIRECT FOOTCANDLES
BASED ON DOWNLIGHT ONLY

Mounting Height AFF	FC at Center on Floor	Beam Diameter	FC at Beam Edge
8 '	357 fc	2.5 '	172 fc
10 '	228 fc	3.2 '	110 fc
12 '	159 fc	3.8 '	76 fc
14 '	116 fc	4.4 '	56 fc
16 '	89 fc	5.1 '	43 fc
20 '	57 fc	6.3 '	28 fc
24 '	40 fc	7.6 '	19 fc
28 '	29 fc	8.9 '	14 fc

MULTIPLE UNITS: PERFORMANCE
80/50/20% REFLECTANCES
INITIAL FOOTCANDLES AND WATTS PER SQUARE FOOT

Ceiling Height	Fixture Spacing	RCR 4		RCR 6	
		FC +	W/Sq. Ft.	FC +	W/Sq. Ft.
18'	4'	114	1.11	108	1.12
21'	5'	105	1.03	73	0.76
24'	6'	76	0.74	83	0.86
Delivered Illuminance Rating: (DIR)		103 FC per W/Sq. Ft.		96 FC per W/Sq. Ft.	

1.5' Suspension Length to luminous aperture
Square rooms used for multiple units:
RCR 4: Length & Width = Ceiling Ht. - 4.0' x 2.50
RCR 6: Length & Width = Ceiling Ht. - 4.0' x 1.66
+ Average Footcandles at 2.5' Above Floor

Delivered Lumens: 3,948
Luminaire Watts: 37.9
LER: 104.17

CP at 0° (Nadir): 22,833
CRI: 83

Beam Angle: 18°
Spacing Ratio: 0.31

Lumen Multiplier: 10L x 0.25, 13L x 0.34, 20L x 0.52, 30L x 0.78
CCT Multiplier: Same for all available CCT's

C0412XT-40L-xxK-MD-EX-BB-xx-MW

CANDLEPOWER CURVE
TEST SP-00567_4

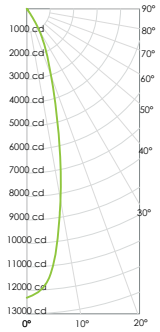

INTENSITY
CANDELA
0° AZIMUTH

	0°
0°	12,317
5°	11,404
15°	5,089
25°	1,904
35°	236
45°	10
55°	11
90°	2

ZONAL LUMENS

0° - 10°	1,167	31%
0° - 20°	2,586	70%
0° - 30°	3,458	93%
0° - 40°	3,678	99%
0° - 60°	3,701	100%
0° - 80°	3,709	100%
Downlight	3,711	100%
Total	3,711	100%

SINGLE UNIT: PERFORMANCE
DIRECT FOOTCANDLES
BASED ON DOWNLIGHT ONLY

Mounting Height AFF	FC at Center on Floor	Beam Diameter	FC at Beam Edge
8 '	192 fc	3.8 '	89 fc
10 '	123 fc	4.7 '	57 fc
12 '	86 fc	5.7 '	39 fc
14 '	63 fc	6.6 '	29 fc
16 '	48 fc	7.6 '	22 fc
20 '	31 fc	9.5 '	14 fc
24 '	21 fc	11.4 '	10 fc
28 '	16 fc	13.3 '	7 fc

MULTIPLE UNITS: PERFORMANCE
80/50/20% REFLECTANCES
INITIAL FOOTCANDLES AND WATTS PER SQUARE FOOT

Ceiling Height	Fixture Spacing	RCR 3		RCR 5	
		FC +	W/Sq. Ft.	FC +	W/Sq. Ft.
15'	4'	109	1.12	70	0.77
18'	5'	90	0.92	75	0.83
21'	6'	79	0.80	79	0.87
Delivered Illuminance Rating: (DIR)		98 FC per W/Sq. Ft.		90 FC per W/Sq. Ft.	

2' Suspension Length to luminous aperture
Square rooms used for multiple units:
RCR 3: Length & Width = Ceiling Ht. - 4.5' x 3.33
RCR 5: Length & Width = Ceiling Ht. - 4.5' x 2.00
+ Average Footcandles at 2.5' Above Floor

Delivered Lumens: 3,711
Luminaire Watts: 37.9
LER: 97.92

CP at 0° (Nadir): 12,317
CRI: 83

Beam Angle: 27°
Spacing Ratio: 0.44

Lumen Multiplier: 10L x 0.25, 13L x 0.34, 20L x 0.52, 30L x 0.78
CCT Multiplier: Same for all available CCT's

C0412XT-40L-xxK-WD-EX-BB-xx-MW

CANDLEPOWER CURVE
TEST SP-00567_8

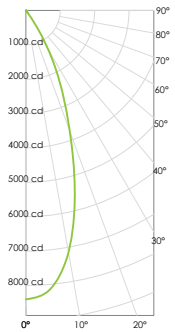

INTENSITY
CANDELA
0° AZIMUTH

	0°
0°	8,408
5°	8,140
15°	5,497
25°	2,377
35°	321
45°	16
55°	5
90°	1

ZONAL LUMENS

0° - 10°	886	24%
0° - 20°	2,345	63%
0° - 30°	3,404	92%
0° - 40°	3,674	99%
0° - 60°	3,693	100%
0° - 80°	3,699	100%
Downlight	3,700	100%
Total	3,700	100%

SINGLE UNIT: PERFORMANCE
DIRECT FOOTCANDLES
BASED ON DOWNLIGHT ONLY

Mounting Height AFF	FC at Center on Floor	Beam Diameter	FC at Beam Edge
8 '	131 fc	5.4 '	56 fc
10 '	84 fc	6.7 '	36 fc
12 '	58 fc	8.1 '	25 fc
14 '	43 fc	9.4 '	18 fc
16 '	33 fc	10.8 '	14 fc
20 '	21 fc	13.5 '	9 fc
24 '	15 fc	16.2 '	6 fc
28 '	11 fc	18.9 '	5 fc

MULTIPLE UNITS: PERFORMANCE
80/50/20% REFLECTANCES
INITIAL FOOTCANDLES AND WATTS PER SQUARE FOOT

Ceiling Height	Fixture Spacing	RCR 3		RCR 5	
		FC +	W/Sq. Ft.	FC +	W/Sq. Ft.
15'	6'	75	0.78	68	0.77
18'	8'	45	0.47	41	0.47
21'	10'	30	0.31	28	0.31
Delivered Illuminance Rating: (DIR)		97 FC per W/Sq. Ft.		88 FC per W/Sq. Ft.	

2' Suspension Length to luminous aperture
Square rooms used for multiple units:
RCR 3: Length & Width = Ceiling Ht. - 4.5' x 3.33
RCR 5: Length & Width = Ceiling Ht. - 4.5' x 2.00
+ Average Footcandles at 2.5' Above Floor

Delivered Lumens: 3,700
Luminaire Watts: 37.9
LER: 97.63

CP at 0° (Nadir): 8,408
CRI: 83

Beam Angle: 37°
Spacing Ratio: 0.60

Lumen Multiplier: 10L x 0.25, 13L x 0.34, 20L x 0.52, 30L x 0.78
CCT Multiplier: Same for all available CCT's

4" ROUND DIRECT

PRO-FORM SERIES / PHOTOMETRIC DATA

C0412XT-40L-xxK-XW-EX-BB-xx-MW

CANDLEPOWER CURVE
TEST SP-00567_12

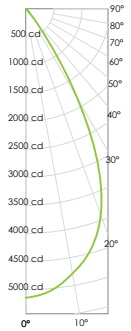

INTENSITY
CANDELA
0° AZIMUTH

	0°
0°	5,145
5°	5,043
15°	4,450
25°	3,036
35°	685
45°	52
55°	4
90°	2

ZONAL LUMENS

0° - 10°	567	15%
0° - 20°	1,796	48%
0° - 30°	3,156	84%
0° - 40°	3,695	98%
0° - 60°	3,769	100%
0° - 80°	3,776	100%
Downlight	3,777	100%
Total	3,777	100%

SINGLE UNIT: PERFORMANCE
DIRECT FOOTCANDLES
BASED ON DOWNLIGHT ONLY

Mounting Height AFF	FC at Center on Floor	Beam Diameter	FC at Beam Edge
8 '	80 fc	8.1 '	28 fc
10 '	51 fc	10.2 '	18 fc
12 '	36 fc	12.2 '	13 fc
14 '	26 fc	14.2 '	9 fc
16 '	20 fc	16.3 '	7 fc
20 '	13 fc	20.3 '	5 fc
24 '	9 fc	24.4 '	3 fc
28 '	7 fc	28.4 '	2 fc

MULTIPLE UNITS: PERFORMANCE
80/50/20% REFLECTANCES
INITIAL FOOTCANDLES AND WATTS PER SQUARE FOOT

Ceiling Height	Fixture Spacing	RCR 2		RCR 4	
		FC +	W/Sq. Ft.	FC +	W/Sq. Ft.
12'	6'	69	0.67	88	0.97
15'	8'	50	0.50	45	0.50
18'	10'	31	0.30	27	0.30
Delivered Illuminance Rating: (DIR)		102 FC per W/Sq. Ft.		91 FC per W/Sq. Ft.	

2' Suspension Length to luminous aperture
Square rooms used for multiple units:
RCR 2: Length & Width = Ceiling Ht. - 4.5' x 5.00
RCR 4: Length & Width = Ceiling Ht. - 4.5' x 2.50
+ Average Footcandles at 2.5' Above Floor

Delivered Lumens: 3,777
Luminaire Watts: 37.9
LER: 99.66

CP at 0° (Nadir): 5,145
CRI: 83

Beam Angle: 54°
Spacing Ratio: 0.86

Lumen Multiplier: 10L x 0.25, 13L x 0.34, 20L x 0.52, 30L x 0.78
CCT Multiplier: Same for all available CCT's

COLOR OPTIONS - POWDER COAT PAINT FINISHES

NOTE: NO PRINTED IMAGE CAN EQUAL THE EXACT COLOR OF FINISH ON METAL.
SEE INDIVIDUAL SPECIFICATION SHEETS OR CONSULT FACTORY FOR ADDITIONAL INFORMATION.

SPECTRUM
POWDER COAT COLORS

STANDARD CORD / STEM / CANOPY FINISHES

FIXTURE COLOR	STANDARD CORD COLOR	STANDARD CANOPY / STEM COLOR
Matte White, Textured White	Matte White	Matte White
Gloss White	Matte White	Gloss White
Matte Black, Textured Black	Matte Black	Matte Black
All Others	Matte Black	Same Color as Fixture
Custom Color	Contact Factory	Contact Factory

PAINT TIMES

TIER	COST	AVERAGE PAINT TIME*
Tier 1 - Standard Finishes	$	🕒
Tier 2 - Typical Finishes	$$	🕒🕒
Custom Color	Contact Factory	Contact Factory

*CONTACT FACTORY FOR SPECIFIC PRODUCT LEAD TIMES

TIER 1 - STANDARD FINISHES

MW Matte White
GW Gloss White
PT Platinum Silver
MB Matte Black
BZ Bronze

TIER 2 - TYPICAL FINISHES

TW Textured White
TB Textured Black
MT* Textured Silver
OB* Oil Rubbed Bronze
SN Sun Gold
CO Copper Metallic
BR Brecchia
GH Graphite
CH Charcoal
AL Almond
VE Verde Green

BL Blue Streak
RD Red Baron
OR Orange
CM Camel
PL Purple
PG Pub Green
TQ Turquoise
SF Sea Foam
PK Pink
AY Aero Yellow
EG Evergreen

LG Lime Green
LB Light Blue
BY Burgundy
AK Anodic Black
AM Anodic Malachite
AZ Anodic Bronze
AS Anodic Sapphire
AN Anodic Natural
AC Anodic Champagne

CUSTOM COLOR FINISHES

CONTACT FACTORY

CC
Custom Color

CC

*UNAVAILABLE FOR WET LOCATION