



## 48" LIGHT DISC PENDANT

### LX SERIES / 15000 LUMENS MAX LED

speculume  
decorative



#### LD4805LEDLX

##### APPLICATION

The Light Disc series for decorative and functional area lighting.

##### FEATURES

Speculume series fixtures offer contemporary style with functional luminaire performance. Fixtures are designed and manufactured in our factory. No visible hardware on the fixture body. Acrylic lenses available as convex or flat. LED boards are upgradeable and interchangeable for ease of maintenance. A variety of mounting options are available.

##### FINISH

Multi-stage polyester powder-coat process applied on our dedicated paint lines. See mounting and color pages for standard finishes.

##### ELECTRONICS

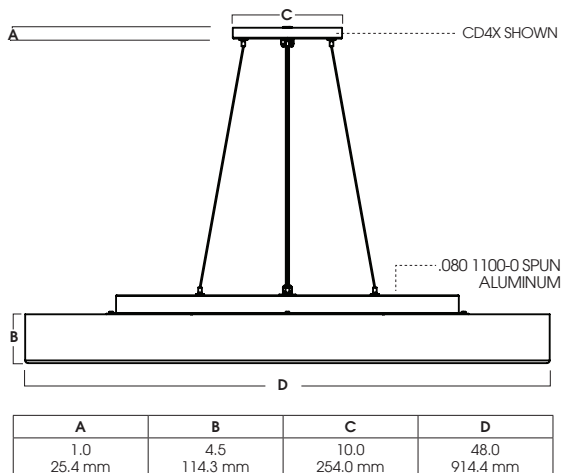
LED module features high brightness white Samsung LEDs. 3-step MacAdam Ellipse binning and CRI 80 minimum. Variety of electronic 120V/277V and dimming drivers.

##### CONSTRUCTION

Fixtures are spun in our factory from .080 high purity aluminum. Lenses are formed and fabricated U.V. stabilized optical quality acrylic.

##### CODE COMPLIANCE

BAA Compliant. ETL/CSA listed for damp locations. Manufactured and tested to UL standards No. 1598/8750.



##### WATTAGE / LUMENS DATA

PART NUMBER	SOURCE LUMENS <sup>1</sup>	SYSTEM WATTS
LD1805LEDLX49L	4900	40
LD1805LEDLX98L	9800	80
LD1805LEDLX150L	15000	122

SERIES	LUMENS <sup>1</sup>		CCT		DRIVER / DIMMING <sup>2</sup>		OPTIONS <sup>3</sup>		MOUNTING <sup>4</sup>		FINISH		LENS	
LD4805LEDLX	49L	4900 Lm	30K	3000K	EX Electronic Driver, 120V/277V  DS10X 10% 0-10V Dimming, 120V/277V  DO10X 1% 0-10V Dimming to, 120V/277V		ZIG ZigBee Interface Module  BLU BlueTooth Module		CD4X <sup>5</sup> 4X Cable Mounting PM4X <sup>5</sup> 4X Pendant Mount SM Surface Mount		MW <sup>6</sup>	Matte White	OA <sup>8</sup> Flat Opal Acrylic FO90 Flat Matte White  Acrylic Lens White DA Domed Acrylic	
	98L	9800 Lm	35K	3500K							MB <sup>6</sup>	Matte Black		
	150L	15000 Lm	40K	4000K							PT <sup>6</sup>	Platinum		
									TW	Textured White	TB	Textured Black		
									MT	Textured Silver	BZ	Bronze		
						EMERGENCY BATTERY OPTIONS				OB	Oil Rubbed Bronze			
								EMLED	Integral Emergency Battery	CH	Charcoal			
						GH	Graphite							
						AC	Champagne							
						SN	Sun Gold							
						BR	Brecchia Rust							
										AN	Anodic Natural			
										CO	Copper Metallic			
										CC <sup>7</sup>	Custom Color			

**EXAMPLE:** LD4805LEDLX150L30KEX/CD4X36MWFO

##### NOTES:

1 Normal Source Lumens at 3500K 2 Contact Factory for Additional Options 3 See Product Options Page For Details 4 See Cylinder Mounting Page for Details  
5 Specify Length in Inches 6 Contact Factory for Special Finishes 7 Standard Finishes 8 Standard Lens



Dimensions and values shown are nominal. Spectrum Lighting continually works to improve products and reserves the right to make changes which may alter the performance or appearance of products.



PROJECT:

TYPE:

CAT. NO.:

WWW.SPECLIGHT.COM • 994 JEFFERSON STREET, FALL RIVER, MA 02721 • 508.678.2303 FAX 508.678.2260



# 48" LIGHT DISC PENDANT

## LX SERIES / MOUNTING OPTIONS

speculume  
decorative



### STANDARD FINISHES

**MW**  
Matte White



**MB**  
Matte Black

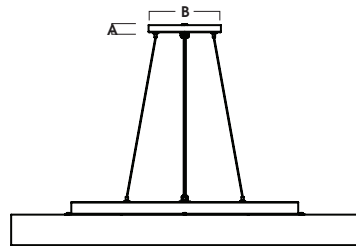


**PT**  
Platinum



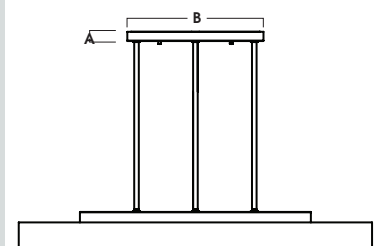
### MOUNTING TYPES

**CD4X**  
4X CABLE MOUNT



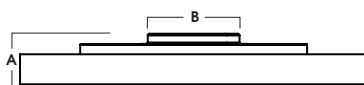
A	B
1.0 25.4 mm	10.0 254.0 mm

**PM4X**  
4X PENDANT MOUNT



A	B
1.3 33.0 mm	18.0 457.2 mm

**SM**  
SURFACE MOUNT



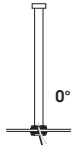
A	B
7.4 187.9 mm	12.7 322.6 mm



SOME OPTIONS NOT AVAILABLE ON ALL FIXTURES. CONSULT SPECIFICATION SHEETS. SEE INDIVIDUAL SPECIFICATION SHEETS OR CONSULT FACTORY FOR ADDITIONAL INFORMATION.  
 NOTE: THIS IS TYPICAL OF SPECLUME SPECIFICATION FOR PENDANT MOUNTING. INDIVIDUAL FIXTURES OR PROJECTS MAY HAVE SPECIALIZED REQUIREMENTS.

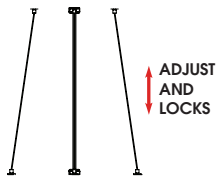
## MOUNTING TYPES

**PM\***  
 RIGID PENDANT MOUNT  
 RIGID 1/2" STEM - 3/8" NPT



ORDER: **PM** (Length)  
 SPECIFY LENGTH:  
**PM3** - 3"    **PM24** - 24"  
**PM6** - 6"    **PM36** - 36"  
**PM12** - 12"    **PM48** - 48"  
**PM18** - 18"    **PM72** - 72"  
**PMLC(XX)**  
 Custom Length  
 (Specify in Inches)

**4XCD**  
 CORD / CABLE MOUNT  
 SJ CORD WITH 1/16 SS CABLE



ORDER: **4XCD** (Length)  
 SPECIFY LENGTH:  
**4XCD36** - 36"  
**4XCD72** - 72"  
**4XCD144** - 144"  
**4XCDLC(XX)**  
 Custom Length  
 (Specify in Inches)

## MOUNTING FINISH

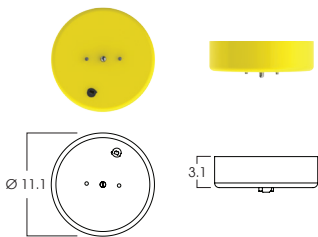
Standard Canopy / Stem or Cord mounting finish is matte white. Black fixtures receive matte black mounting finish, silver fixture receive silver mounting finish. Custom colors for canopy and stem are available upon request.

## MOUNTING COMPONENTS FINISH

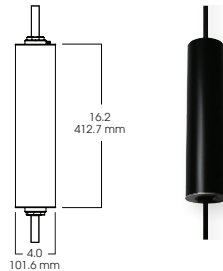
FIXTURE COLOR	CANOPY / STEM / CORD COLOR
Matte White, Textured White	Matte White
Matte Black, Textured Black, Bronze, Oil Rubbed Bronze	Matte Black
Platinum, Textured Silver, Silver	Silver
All Others	Matte White
Custom Color	Canopy / Stem Same Color as Fixture

## EMERGENCY BATTERY OPTIONS

**EMCP7W** - LARGE DRIVER CANOPY FOR 7W EMERGENCY BATTERY  
 (FOR ALL CEILING MOUNT TYPES)




**EMLN7W** - 7W IN-LINE EMERGENCY BALLAST  
 (FOR HM, HMAT, AND PM OPTIONS)



## REMOTE EMERGENCY BATTERY OPTIONS

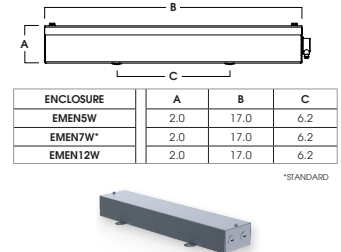
**EMRM7W** - REMOTE EMERGENCY BATTERY  
 (UP TO 12W, 50' MAX)



EM WATTAGE	A	B	C
EMRM5W	1.5	9.0	9.5
EMRM7W*	1.3	12.6	13.0
EMRM12W	1.3	12.8	13.3

\*STANDARD

**EMEN7W** - REMOTE EMERGENCY BATTERY  
 WITH ENCLOSURE  
 (UP TO 12W, 50' MAX)



ENCLOSURE	A	B	C
EMEN5W	2.0	17.0	6.2
EMEN7W*	2.0	17.0	6.2
EMEN12W	2.0	17.0	6.2

\*STANDARD

Dimensions shown are nominal. Spectrum Lighting is continually improving products and reserves the right to make changes that will not alter performance or appearance with or without written notice.

PROJECT:

TYPE:

CAT. NO.:



SOME OPTIONS NOT AVAILABLE ON ALL FIXTURES. CONSULT SPECIFICATION SHEETS.  
 NOTE: NO PRINTED IMAGE CAN EQUAL THE EXACT COLOR OF FINISH ON METAL.  
 SEE INDIVIDUAL SPECIFICATION SHEETS OR CONSULT FACTORY FOR ADDITIONAL INFORMATION.

### COMMONLY PRODUCED STANDARD FINISHES - AVAILABLE FOR QUICK SHIP



### OTHER AVAILABLE STANDARD FINISHES



### NON-STANDARD OPTIONAL FINISHES



Dimensions shown are nominal. Spectrum Lighting is continually improving products and reserves the right to make changes that will not alter performance or appearance with or without written notice.

PROJECT:

TYPE:

CAT. NO.: