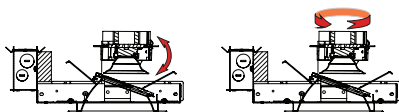


A	B	C	D	E	F
6.1 154.9 mm	.625 15.2 mm	6.0 152.4 mm	7.5 191.0 mm	DU: 13.2 DL3E: 14.7	9.5 241.3 mm



LED MODULE TILTS AND LOCKS TO 35° AND ROTATES AND LOCKS 360° WHILE MAINTAINING CENTER BEAM FOCUS

6" ROUND LED ADJUSTABLE DYNAMIC DIMMING LU SERIES / 1600 LUMENS MAX LED

recessed
fixtures



RAFO6LEDLU - TRIM FLANGE / NON IC RATED

APPLICATION

6" Round LU LED adjustable platform. Kelvin Tunable (K+) white light LED system that warms as it dims from 3050K at full intensity to 1800K at 1% intensity.

FEATURES

Two-stage optical system for smooth light distribution and focus control. Quick change LED module with interchangeable optics for job site adjustment and fixture maintenance. Shallow plenum design. Tool-less driver and j-box access. Posi-lock trim retention torsion springs. Integral 0.625" collar with deep ceiling option for up to 2" thick ceiling (PR).

TRIM FINISH

A variety of architectural powdercoat and anodized finishes are available. Matte White self-flange is standard.

ELECTRONICS

LED system features LED module with proprietary technology that provides consistent, stable color over life of the light engine. Base CRI is 90 with <2 MacAdam Ellipse binning. Variety of dimming controls (by Others). DCA is a digital control adapter which enables fixtures powered by EcoSystem® lighting protocol to be converted to a digital link.

CONSTRUCTION

Housing/frame constructed of #20 ga. galvanized steel to resist corrosion. Self-flanged one piece trim spun from 0.063" thick high purity aluminum and finished to specification.

CODE COMPLIANCE

ARRA Compliant. Non-IC rated. ETL listed for damp locations. Optional Wet location. Manufactured and tested to UL standards No. 1598/8750.

WATTAGE TO LUMENS UPDATE

CURRENT PART NUMBER EXAMPLE	PREVIOUS PART NUMBER EXAMPLE	SOURCE LUMENS ¹	SYSTEM WATTS
RAFO6LEDLU13L	RAFO6LEDLU20W	1300	25
RAFO6LEDLU16L	RAFO6LEDLU30W	1600	32

RECESSED HOUSING SPECIFICATION

SERIES	LUMENS ¹	CCT / K	BEAM	CONTROL / VOLTAGE ²	OPTIONS
RAFO6LEDLU	13L 1300 Lm 16L 1600 Lm	30DDM 30K - 18K	ND 20° MD 30° WD 40° XW 50°	DU_ 1% 0-10V Dimming DL3E_ 3 ECO System Dimming	BH27 ⁴ 27" Flat Stock Hangers H12 Expandable Bar Hangers, 12" - 24" H06 Expandable Bar Hangers, 6" - 12" CB24 C-Channel Bars EB Black Housing PR ⁵ Deep Ceiling Extension

LED TRIM SPECIFICATION

TRIM / FINISH ⁶	TRIM OPTIONS ¹⁰
RA6F ⁷ SG ⁸ Semi-Diffuse HZ Haze Full Diffuse MW Matte White MB Matte Black AC Anodic Champagne AS Anodic Sapphire PT Platinum Silver OB Oil Rubbed Bronze CH Charcoal AS Anodic Sapphire AM Anodic Malachite SN Sun Gold CO Copper Metallic GH Graphite AMB Anti Microbial Finish CC Custom Color PF ⁹ Polished Flange	SOX ¹¹ Micro Prism Solite™ Lens PGX Prismatic Glass Lens GLX Clear Glass Lens FGX Frosted Glass Lens SOW Micro Prism Solite™ Lens Wet Location PGW Prismatic Glass Lens Wet Location GLW Clear Glass Lens Wet Location FGW Frosted Glass Lens Wet Location

EXAMPLE: RAFO6LEDLU13L30DDMMDDL3E1BH27/RA6FSGSOX

NOTES:

1 Nominal Source Lumens 2 Contact Factory for Additional Options 3 DCA Control Supplied 4 Standard Bar Hangers 5 Contact Factory 6 Contact Factory for Special Finishes 7 "F" Indicates Self-Flange Trim, Matte White Standard 8 Standard Finish 9 Flange and Reflector Same Finish 10 Consult Factory for Special Lenses/Louvers 11 Standard Lens

Dimensions shown are nominal. Spectrum Lighting is continually improving products and reserves the right to make changes that will not alter performance or appearance with or without written notice.



PROJECT:

TYPE:

CAT. NO.:

WWW.SPECLIGHT.COM • 994 JEFFERSON STREET, FALL RIVER, MA 02721 • 508.678.2303 FAX 508.678.2260

lumenetix®



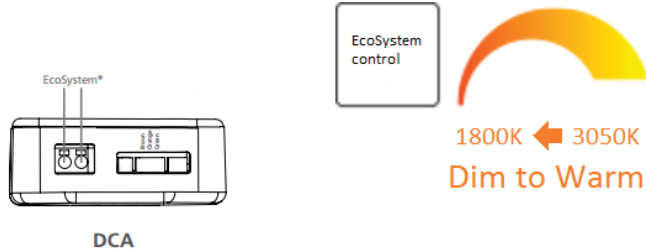
RECESSED DDM OPTIONS

recessed
fixtures



Figure 1.

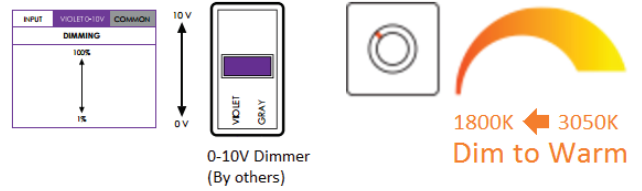
Digital Control Adapter (DCA) for Lutron EcoSystem®



13L30DDMxxDL3Ex
16L30DDMxxDL3Ex

Figure 2.

0-10V Control of Dimming



13L30DDMxxDUX
16L30DDMxxDUX

Dimensions shown are nominal. Spectrum Lighting is continually improving products and reserves the right to make changes that will not alter performance or appearance with or without written notice.



PROJECT:

TYPE:

CAT. NO.:



WWW.SPECLIGHT.COM • 994 JEFFERSON STREET, FALL RIVER, MA 02721 • 508.678.2303 FAX 508.678.2260