

Project Name:	Type:
Part Number:	Date:

THINFIT 8" COMMERCIAL DOWNLIGHT

SPECIFICATION FEATURES

- **Mechanical** - Shallow die cast aluminum heat sink with a low profile external driver is ideal for new or remodel construction. Two rugged spring clips allow for both easy installation and field accessibility below the ceiling.
- **Electrical** - 120V voltage, 50/60Hz external driver, dims to 10% using most forward and reverse phase dimmers. Plenum rated cable with quick connect for easy installation. Go to www.greencreative.com for complete dimmer compatibility list.
- **Optical** - Edge lighting technology featuring a PMMA light guide plate and smooth polycarbonate lens ensures an even light emitting surface. Available in 2700K, 3000K and 4000K with a minimum of 90 CRI.
- **Thermal** - Die cast aluminum heat sink with it's edge lighting design maximizes thermal dissipation. L70 rated lifetime of 50,000 hours. Fixture operating temperature: -4°F to 95°F (-25°C to 35°C)
- **Compliance and warranty** - ETL Listed for wet location. Certified air-tight per ASTM 283-04, IC rated for direct contact with insulation. 5 year parts warranty for complete fixture.



041621



BENEFITS

- Quick and easy installation with spring action clip
- External driver with quick connector for easy wiring
- Suitable for shallow ceiling applications
- Install almost everywhere with Wet Location, IC and Air-tight ratings
- Edge lighting technology for gentle and smooth diffusion

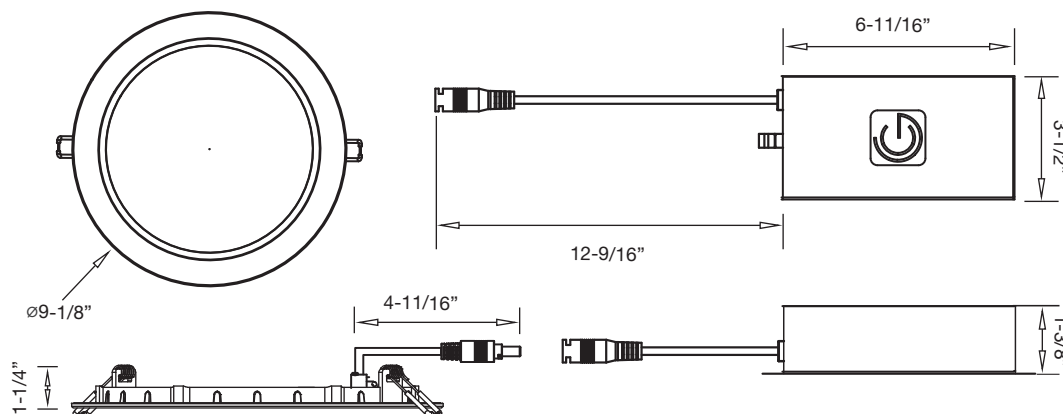
APPLICATIONS

- Commercial
- Residential
- Educational
- Hospitality
- Retail

ORDERING INFORMATION

Series	Size	CRI	CCT	Driver
<input checked="" type="checkbox"/> 24.5NCDL New Construction Downlight 24.5W	<input checked="" type="checkbox"/> R8DIM 8"	<input checked="" type="checkbox"/> 9 CRI 90	<input type="checkbox"/> 27 2700K	<input checked="" type="checkbox"/> EXT 120V - Line voltage dimming
			<input type="checkbox"/> 30 3000K	
			<input type="checkbox"/> 40 4000K	

LINE DRAWINGS



Ceiling Cutout	
Minimum	Maximum
$\varnothing 8-1/16"$	$\varnothing 8-7/16"$



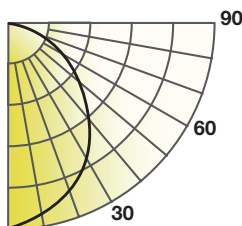
THINFIT 8" COMMERCIAL DOWNLIGHT

TECHNICAL INFORMATION

Dimming	Input Voltage	Input Frequency	Input Current	Input Power	THD Power	Power Factor
Forward or Reverse Phase	120V	50 / 60Hz	0.20A	24.5W	<20%	>0.9

PHOTOMETRY

24.5NCDLR8DIM/930/EXT



Lumens: 2139 lm
 Power: 24 W
 Efficacy: 89 lm/W
 CRI: 90+
 Spacing Criteria: 1.26
 Beam Angle: 113°

Candlepower Distribution	
Angle (°)	Average (cd)
0	740
5	736
15	708
25	656
35	580
45	487
55	382
65	266
75	150
85	37
90	1

Initial Footcandles		
Height (ft)	Fc	Diameter (ft)
8	12	25
9	9	28
10	8	31
12	5	37
15	3	46

Zonal Lumen Summary		
Zone	Lumens	%Fixture
0-30	574	27
0-40	940	44
0-60	1665	78
0-90	2139	100

Coefficient		
2700K	3000K	4000K
0.96	1.00	1.09


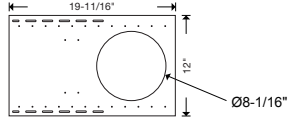

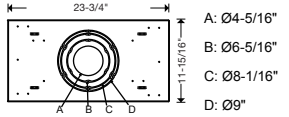

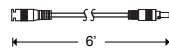

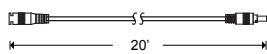

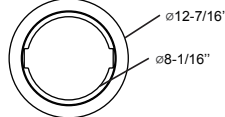

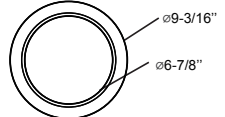

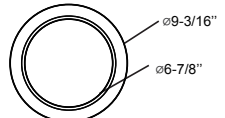

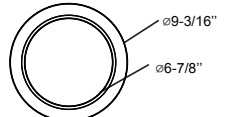

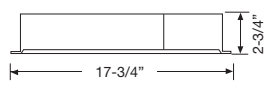

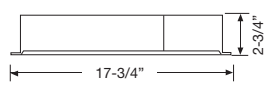

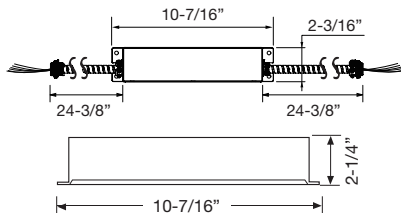
PERFORMANCE

24.5NCDLR8DIM/9xx/EXT

	2700K	3000K	4000K
CCT	2700K	3000K	4000K
Lumens	2050	2139	2325
LPW	83	89	97



THINFIT 8" COMMERCIAL DOWNLIGHT

ACCESSORY ORDERING INFORMATION				
Product	Model	Description	Pictures	Dimenions
98981	NCDL8RPATE	8" THINFIT EXT Series New Construction Plate for Stud/Joist Mounting		
98501	NCPLATE/T4689	New Construction or Remodel Plate for T-Grid Ceilings		
98236	NCDLCON6	THINFIT EXT 120V - 6 foot extension cable		
98237	NCDLCON20	THINFIT EXT 120V - 20 foot extension cable		
98238	DLNC8GOOF/R	8" THINFIT EXT Series GOOF RING		
98365	NCDLR8TRIMBL	8" THINFIT EXT Series Black Trim		
98366	NCDLR8TRIMBN	8" THINFIT EXT Series Brushed Nickel Trim		
98367	NCDLR8TRIMBZ	8" THINFIT EXT Series Bronze Trim		
58012	35EMINVERTER	35W Emergency Inverter (Field Installation)		
58013	35EMINVERTER/CEC	California Title 20 Compliant 35W Emergency Inverter (Field Installation)		
98003	23EMDRIVER	California Title 20 Compliant 23W Emergency LED Driver (Field Installation)		



THINFIT 8" COMMERCIAL DOWNLIGHT

ORDERING GUIDE

Product	Model
98110	24.5NCDLR8DIM/927/EXT
98111	24.5NCDLR8DIM/930/EXT
98112	24.5NCDLR8DIM/940/EXT

Note: All rights reserved. All sizes and specifications are subject to change at any time without notice.