

# VEGA 2x4

SURFACE



Shown with MTO and HLO optics

### DESCRIPTION

**Vega** is an efficient architectural troffer with a distinctive luminous shielding that features a median textured optic. Vega provides highly efficient illumination and offers comprehensive ceiling, electrical, and controls options in 2x2, 1x4, and 2x4 sizes. See separate spec sheets for LED and other available mountings.

PROJECT: \_\_\_\_\_

APPROVED BY: \_\_\_\_\_

SIGNATURE: \_\_\_\_\_

TYPE

QTY

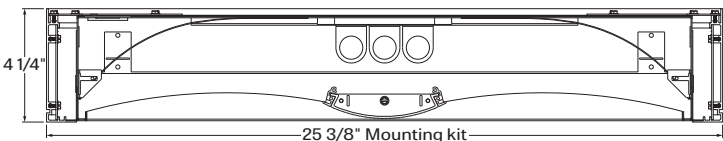
### ORDER GUIDE

VEGS	24	MTO	HLO			
LUMINAIRE ID	SIZE	CENTER OPTICS	SIDE OPTICS	LIGHT SOURCE	NUMBER OF LAMPS	VOLTAGE
VEGS - vega surface	24 - 2'x4'	MTO - Median Textured Optic	HLO - High-Efficiency Lambertian Optic	T5 - T5 lamp T5HO - T5HO lamp T8 - T8 lamp	1 - 1 lamp 2 - 2 lamps 3 - 3 lamps	120 - 120V 277 - 277V UNV - 120V-277V 347 - 347V (not available with Lutron)

		SUR			
BALLAST	ELECTRICAL	MOUNTING	FINISH	CONTROLS	OPTIONS
RS - rapid start D - dimming 0-10V ST - step dimming DA - dali LHL - Lutron Hi-Lume 3D LEH - Lutron EcoSystem H	1 - 1 circuit 2 - 2 circuits EM - emergency light circuit NL - night light circuit +EB - emergency battery pack +GTD### - generator transfer device, 120V or 277V	SUR - surface mount kit	W - matte white CF# - custom finish specify RAL#	<u>INDIVIDUAL CONTROLS</u> OMS - Onboard Occupancy ODS - Onboard Daylight OCS - Onboard Occupancy & Daylight <u>GROUPED CONTROLS</u> LSC - Local system NSC - Network system	FU - fuse CU - custom

See page 4 for ordering code detailed information

### CROSS SECTION



SUR - surface mount kit

### OPTICS




HLO Side optics - High-Efficiency Lambertian

MTO Center optics - Median Textured Optic

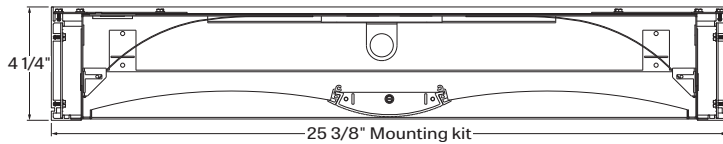
# VEGA 2x4

SURFACE



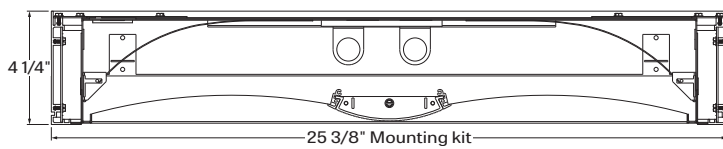
## 1 LAMP

VEGA - SUR surface



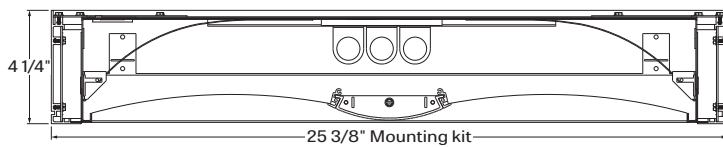
## 2 LAMPS

VEGA - SUR surface



## 3 LAMPS

VEGA - SUR surface



### ELECTRICAL CIRCUITS

#### RAPID START - 1 Circuit

1 CIRCUIT	BLK	HOT (CIRCUIT-1)
	WHT	NEUTRAL (CIRCUIT -1)
	GRN	GROUND

#### RAPID START - 1 Circuit + Emergency Battery

1 CIRCUIT+EB	BLK	HOT (CIRCUIT-1)
	WHT	NEUTRAL (CIRCUIT -1)
	GRN	GROUND (CIRCUIT-1)
	RED	UNSWITCHED HOT

#### RAPID START - 1 Circuit + Emergency Circuit

1 CIRCUIT	BLK	HOT (CIRCUIT-1)
	WHT	NEUTRAL (CIRCUIT -1)
	GRN	GROUND (CIRCUIT-1)
EM	ORG	HOT (EM)
	WHT	NEUTRAL (EM)
	GRN	GROUND (EM)

**NOTE:** USE SEPARATE RACEWAY IN THE FIXTURE FOR EMERGENCY CIRCUIT

#### RAPID START - 2 Circuits

2 CIRCUITS	BLK	HOT (CIRCUIT-1)
	WHT	NEUTRAL (CIRCUIT -1)
	GRN	GROUND (CIRCUIT-1)
	RED	HOT (CIRCUIT-2)

#### DIMMING 0-10V - 1 Circuit

1 CIRCUIT	BLK	HOT (CIRCUIT-1)
	WHT	NEUTRAL (CIRCUIT -1)
	GRN	GROUND
	PPL	DIM(+) 0-10V
	GRY	DIM(-) 0-10V

**NOTE:** MUST FOLLOW WIRE SIZE AND MAXIMUM LENGTH FOR DIMMING APPLICATIONS.

#### DIMMING 0-10V - 1 Circuit + Emergency Battery

1 CIRCUIT+EB	BLK	HOT (CIRCUIT-1)
	WHT	NEUTRAL (CIRCUIT -1)
	GRN	GROUND
	RED	UNSWITCHED HOT
	PPL	DIM(+) 0-10V
	GRY	DIM(-) 0-10V

**NOTE:** MUST FOLLOW WIRE SIZE AND MAXIMUM LENGTH FOR DIMMING APPLICATIONS.

#### LUTRON Hi-Lume 3D - 1 Circuit

1 CIRCUIT	BLK	HOT
	WHT	NEUTRAL
	GRN	GROUND
	ORG	HOT DIMMING
	PPL	E1 To EcoSystem Digital Link
	GRY	E2

**NOTE:** MUST FOLLOW WIRE SIZE AND MAXIMUM LENGTH FOR DIMMING APPLICATIONS.

#### LUTRON Hi-Lume 3D - 1 Circuit+ Emergency Battery

1 CIRCUIT+EB	BLK	HOT
	WHT	NEUTRAL
	GRN	GROUND
	ORG	HOT DIMMING
	RED	UNSWITCHED HOT
ECOSYSTEM	PPL	E1 To EcoSystem Digital Link
	GRY	E2

**NOTE:** MUST FOLLOW WIRE SIZE AND MAXIMUM LENGTH FOR DIMMING APPLICATIONS.

#### LUTRON ECOSYSTEM H - 1 Circuit

1 CIRCUIT	BLK	HOT
	WHT	NEUTRAL
	GRN	GROUND
	PPL	E1 To EcoSystem Digital Link
	GRY	E2

**NOTE:** MUST FOLLOW WIRE SIZE AND MAXIMUM LENGTH FOR DIMMING APPLICATIONS.

#### LUTRON ECOSYSTEM H - 1 Circuit + Emergency Battery

1 CIRCUIT+EB	BLK	HOT
	WHT	NEUTRAL
	GRN	GROUND
	RED	UNSWITCHED HOT
	PPL	E1 To EcoSystem Digital Link
	GRY	E2

**NOTE:** MUST FOLLOW WIRE SIZE AND MAXIMUM LENGTH FOR DIMMING APPLICATIONS.

### OPTICS

**CENTER LENS - MEDIAN TEXTURED OPTIC (MTO)** - Median Textured Optic (MTO) shielding consisting of ribbed diffusing center element.

**SIDE LENS - HIGH EFFICIENCY LAMBERTIAN OPTIC (HLO)** - Curved sides of diffusing 0.075" thick acrylic with 90% transmission and good source obscuration. Luminaire brightness is controlled by the flux-to-shielding area ratio in addition to offering a gentle gradient from center to edge.

### ELECTRICAL

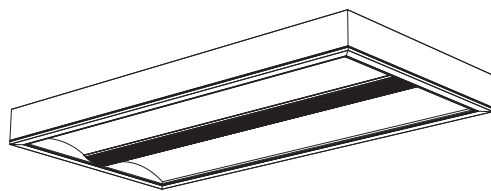
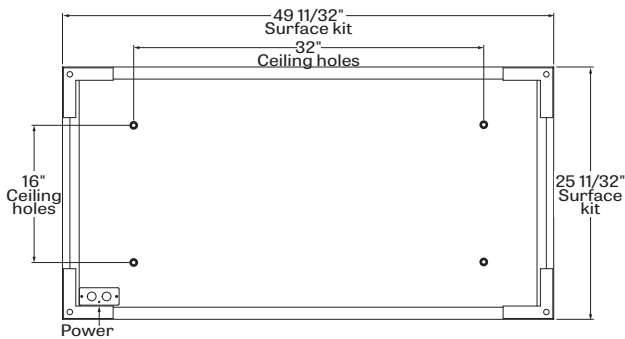
Universal input voltages with multiple control schemes offered. Consult factory for availability.

### EMERGENCY

Factory installed long life high temperature recyclable Ni-Cad battery pack with test switch and charge indicator, minimum of 90 minutes operation. Recharge time of 24 hours.

### MOUNTING OPTIONS

A separate kit for mounting fixtures directly to the ceiling surface. Kit is compatible with T-Bar, hard surface and drywall ceilings.



**SUR** - surface mount kit

### FINISH

**Interior reflectors** - 95% reflective, matte white powder coating

**Exterior** - matte white powder coating.

Custom finish is also available.

### CONTROLS


LumenWerx offers several options for integrating occupancy and daylight controls. Whether a sensors control its own fixture or is part of a group of fixtures, lights can be automatically controlled according to different energy saving strategies.

With **individual Controls**, an on-board sensor controls the fixture in which it is installed. Depending on the length, more than one sensor may be necessary and may control the entire fixture, or just a section.

With **Grouped Controls**, on-board or remote sensor are part of a either a local or network sensor infrastructure. It's possible to scale the controls, from a switch to a fixture setup, to a room or a whole building Occupancy and or daylight harvesting.

### INDIVIDUAL CONTROLS

Individual controls are integrated into the fixture and are therefore easy to use and allow for a cleaner looking space as no ceiling or wall-mounted sensors are required. Individual controls can be one of three types (**OMS**) Occupancy, (**ODS**) Daylight Harvesting (Photocell), or (**OCS**) combined occupancy and daylight harvesting. These controls will be installed with factory settings, but most offer field adjustability with regular tools or manufacturer supplied configuration tools.



Location of an Onboard control

### GROUPED CONTROLS

**Local systems** permit added flexibility and interconnectivity. Each fixture can now become part of a group of fixtures and be controlled by On-Board or remote sensors as well as wireless switches or controllers. With this architecture, it is now possible to have fewer fixtures with On-Board sensor which control all of the fixtures of the lighting zone. In order to have grouped controls programmed in factory, it is required that a floor layout with requested grouping and functionality be supplied. Field commissioning is also possible but must be requested and discussed before final Purchase Order is placed.

**Network Controls**, Lumenwerx fixtures are compatible with most popular BMS integration protocols such as DALI, DMX, EnOcean, BACnet, Enlighted and Lutron Ecosystem just to name a few. Field commissioning is usually required and details must be discussed before final Purchase Order is placed.

**Please contact our controls department at [controls@lumenwerx.com](mailto:controls@lumenwerx.com) for further assistance.**

### CONSTRUCTION

**Housing** - Die formed cold rolled sheet steel 20 gauge thick, matte white powder coating.

**Reflectors** - Cold rolled steel 0.030" thick precisely die formed, 95% reflective matte white painted.

**Interior brackets** - Die formed cold rolled sheet steel 20 gauge thick.

**Center basket** - Extruded Aluminum 0.07" nominal, matte white and lens made in clear PMMA precisely formed into optical micro-structures forms.

**Side lenses** - Frost impact acrylic lens 88% transmissive.

**Surface kit** - Extruded Aluminum 0.07" nominal, matte white or aluminum powder coating. Custom finishes are also available.

### WEIGHT

**Vega 2x4** - 27.53 lbs.+8.26lbs. - 12.5kg+3.75 kg

### CERTIFICATIONS

**ETL** - Rated for Indoor Dry/Damp locations. Conforms to UL Standard 1598 and certified to CAN/CSA Standard C22.2 No. 250.0.