
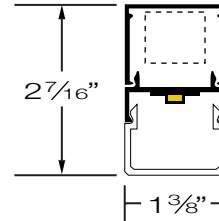




LINEAR CABLE SUSPENDED / SURFACE MOUNT



PROJECT:
TYPE:



SPECIFICATIONS

<b>HOUSING</b>	Extruded aluminum housing up to 12' long. Continuous runs available.
<b>FINISH</b>	Satin anodized or white paint finish standard. Custom finish optional.
<b>LENS</b>	Extruded DR acrylic, snap-on frosted widespread lens.
<b>LED DRIVER</b>	Integral, universal voltage; 0-10V dimming standard; 1% or 10% dimming.
<b>MOUNTING</b>	<b>SURFACE MOUNT:</b> Mounting holes pre-drilled. See page 2 for details. <b>CABLE SUSPENDED:</b> Aircraft cable suspension kit (SK), canopy and prewired with 18/5 SVT cord.
<b>LED's</b>	60,000 hours. (L70), High uniformity, 85 CRI, by Nichia and Cree.
<b>CERTIFICATION</b>	ETL/CSA listed for damp locations.  2001431  MADE IN THE USA

LED COLOR & LUMEN OPTIONS

LED COLOR	CRI	LUMENS PER FOOT – WATTS PER FOOT – LUMENS PER WATT								
		LOW			MEDIUM			HIGH		
WHITE 2700K	85	458 L/FT	3.9 W/FT	117 L/W	850 L/FT	7.9 W/FT	107 L/W	1149 L/FT	11.5 W/FT	100 L/W
WHITE 3000K	85	474 L/FT	3.9 W/FT	121 L/W	878 L/FT	7.9 W/FT	111 L/W	1187 L/FT	11.5 W/FT	103 L/W
WHITE 3500K	85	487 L/FT	3.9 W/FT	124 L/W	903 L/FT	7.9 W/FT	114 L/W	1221 L/FT	11.5 W/FT	106 L/W
WHITE 4000K	85	497 L/FT	3.9 W/FT	126 L/W	920 L/FT	7.9 W/FT	116 L/W	1244 L/FT	11.5 W/FT	108 L/W

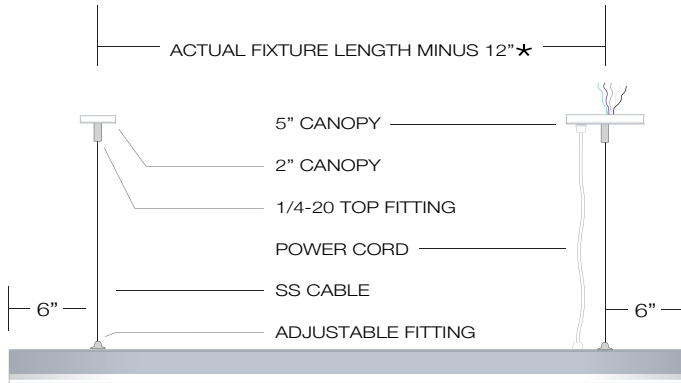
Values include .85 driver efficiency factor. Higher lumen packages available.

PART NUMBER

SERIES	LUMENS	COLOR	VOLTS	MOUNTING	ENDCAP STYLE	FINISH	LENGTH
ALX3-SQL	L LOW	27K 2700K	UNV	<b>CABLE SUSPENDED</b>	<b>STANDARD ENDCAP</b>	S SATIN	2' 8"
	M MEDIUM	3K 3000K	(120/277)	SK36 36" CABLE KIT	SEB BLANK ENDS	W WHITE	3' 9"
	H HIGH	35K 3500K	10% DIM	SK48 48" CABLE KIT	SEK ONE END K/O	C CUSTOM	4' 10"
	CP CUSTOM PROGRAMMED (Specify Lumens/FT or Watts/FT)	4K 4000K	UNV 1%	SK72 72" CABLE KIT	SBEK BOTH ENDS K/O		5' 11"
			(120/277)	<b>SURFACE MOUNT</b>	<b>ARCHITECTURAL ENDCAP</b>		6' 12"
			1% DIM	SM SURFACE MOUNT	AEB BLANK ENDS		7'
				JBP J BOX PLATE			

## MOUNTING

### CABLE SUSPENDED



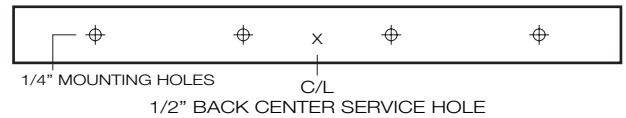
- SK36** 36" Suspension Kit
- SK48** 48" Suspension Kit
- SK72** 72" Suspension Kit
- Other cable lengths available.
- Suspension Kit includes:
  - (2) Top Fittings for 1/4-20 Rod
  - (2) Adjustable Bottom Fittings
  - (2) Aircraft Cables
  - (1) Prewired 18/5 White SVT Cord
  - (1) 5" White Canopy with Mounting Hardware
  - (1) 2" White Canopy

- \*Custom pendant spacing available; consult factory
- \*Lengths over 8' require center cable support
- \*EM option includes 18/6 cord

### SURFACE MOUNT




### MOUNTING DETAILS




- 1/4" Mounting holes provided evenly spaced on back channel.
- 1/2" Back center service hole for snap-in connector provided for surface mount applications when using standard blank endcap or architectural endcap.
- 2' fixtures require off center service hole due to 12" driver

Note: Narrow housing will not cover recessed J Box. Whip feed recommended. Use optional "JBP" canopy plate for J-Box mount. (See Picture Below)




**J-BOX PLATE**  
**JBP** 5" FLAT CANOPY PLATE TO COVER J-BOX

## ENDCAP STYLES



**STANDARD ENDCAP**  
**K/O OPTIONS**  
**SEB** BLANK ENDS  
**SEK** ONE END K/O  
**SBEK** BOTH END K/O



**ARCHITECTURAL ENDCAP**  
**AEB** BLANK ENDS  
 3/16" PLATE ENDCAP

## PHOTOMETRICS (CONSULT FACTORY)

## FIXTURE LENGTHS

<b>NOMINAL LENGTH</b>	2'	3'	4'	5'	6'	7'	8'	9'	10'	11'	12'
<b>ACTUAL LENGTH</b>	23"	34"	49"	56"	73"	89"	97"	111"	121"	133"	145"