
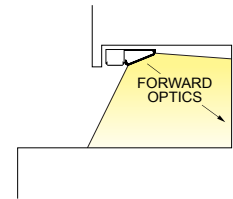
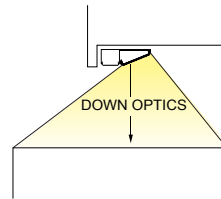
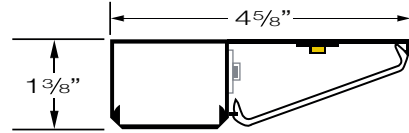


LED UNDERCABINET / TASK LIGHTING



PROJECT:
TYPE:



SPECIFICATIONS

HOUSING	Extruded aluminum housing up to 12' long.
FINISH	Satin anodized or white paint finish standard. Custom finish optional.
LENS	Extruded DR acrylic, snap-on frosted widespread lens.
LED DRIVER	Integral, universal voltage; 0-10V dimming to 10% standard; 1% dimming optional.
K/O's	1/2" K/O on both ends standard, or field drilled as required.
MOUNTING	Surface Mount: Mounting holes pre-drilled.
LED's	60,000 hours. (L70), High uniformity 85 CRI. By Nichia and Cree.
CERTIFICATION	ETL/CSA listed for damp locations. 2001431 MADE IN THE USA

LED COLOR & LUMEN OPTIONS

LED COLOR	CRI	LUMENS PER FOOT – WATTS PER FOOT – LUMENS PER WATT								
		LOW			MEDIUM			HIGH		
WHITE 2700K	85	458 L/FT	3.9 W/FT	117 L/W	850 L/FT	7.9 W/FT	107 L/W	1149 L/FT	11.5 W/FT	100 L/W
WHITE 3000K	85	474 L/FT	3.9 W/FT	121 L/W	878 L/FT	7.9 W/FT	111 L/W	1187 L/FT	11.5 W/FT	103 L/W
WHITE 3500K	85	487 L/FT	3.9 W/FT	124 L/W	903 L/FT	7.9 W/FT	114 L/W	1221 L/FT	11.5 W/FT	106 L/W
WHITE 4000K	85	497 L/FT	3.9 W/FT	126 L/W	920 L/FT	7.9 W/FT	116 L/W	1244 L/FT	11.5 W/FT	108 L/W

Values include .85 driver efficiency factor. Higher lumen packages available.


FIXTURE LENGTHS

NOMINAL LENGTH	1'	2'	3'	4'	5'	6'	7'	8'	9'	10'	11'	12'
ACTUAL LENGTH	14"	23"	34"	49"	56"	73"	89"	97"	111"	121"	133"	145"

PART NUMBER

SERIES	LUMENS	COLOR	OPTICS	VOLTS	OPTIONS	FINISH	LENGTH
ALX7	L LOW	27K 2700K	DO DOWN OPTICS	UNV	SW SWITCH	S SATIN	1' 7'
	M MEDIUM	3K 3000K	FO FORWARD OPTICS	(120/277) 10% DIM	HLSW HI/LO SWITCH	W WHITE	2' 8'
	H HIGH	35K 3500K		PC POWER CORD-6'	C CUSTOM	3' 9'	
	CP CUSTOM PROGRAMMED (Specify Lumens/FT or Watts/FT)	4K 4000K	UNV 1% (120/277) 1% DIM	MS MOTION SENSOR	5' 11'	CO CONVENIENCE OUTLET 15A	6' 12'

OPTIONS



SW – SWITCH
15A Black Panel
Switch (On/Off)

HLSW – HI/LO SWITCH



PC – 6' POWER CORD
18/3 Cord with U Ground
Plug, White Standard
(For Non-Dim)

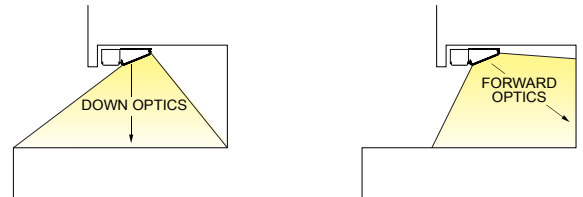
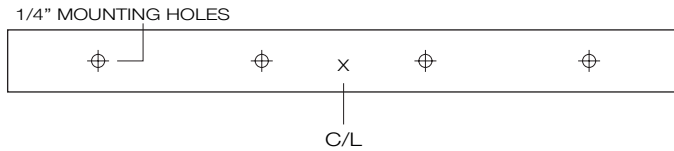


MOTION SENSOR
MS MOTION SENSOR



CO – CONVENIENCE OUTLET
Grounded 15A Convenience Outlet

MOUNTING DETAILS



- 1/4" Mounting holes provided evenly spaced on back channel.
- 1/2" Back center service hole optional.

PHOTOMETRICS

CONSULT FACTORY