

HERCULUX™

H99 SERIES – MEDIUM HOUSING

PRODUCT FEATURES:

- » Surface mount – wall (H99EM), ceiling or wall (H99FM); nominal 9"W×9"L×6"D
- » Eyelid or full face options
- » Heavy die-cast aluminum housing
- » UV-stabilized, injection molded polycarbonate lens
- » Stainless steel Torx® fasteners



PROJECT INFORMATION

Job Name _____

Fixture Type _____

Catalog Number _____

Approved by _____

SPECIFICATIONS

HOUSING: One-piece heavy duty die-cast, low-copper aluminum housing. Housing flange interlocks around lens producing maximum moisture deflection and resistance to prying. Housing provided with four standoff mounting holes. One 3/4" IPS tapped hole on back of housing. Two 3/4" IPS tapped and plugged holes on sides of housing – see Cross Section/Details. Standard housing in dark bronze TGIC polyester powder coat – 5-stage pre-treatment.

REFLECTOR: High reflectance painted aluminum.

LENS: One-piece wraparound lens (UV-stabilized, high impact, virgin injection molded polycarbonate). Smooth exterior, prismatic interior. Nominal thickness: 0.125".

EYELID: High-impact resistant, UV-stabilized injection molded opaque dark bronze polycarbonate. See Ordering Information for optional finishes to match housing.

GASKET: Die-cut closed cell neoprene gasket seals die-cast housing to mounting surface. Lens inset into housing and sealed to integral ledge with one "O" ring closed cell silicone gasket.

HARDWARE: Four captive stainless steel Torx® with center pin fasteners secure lens/eyelid to housing. Shoulder fastener design and washer prevent lens/eyelid stress due to over torquing.

ELECTRICAL: Available in 3500K, 4000K, and 5000K color temperatures, 80 CRI. 120-277VAC or 347VAC, 50/60Hz electrical input with high power factor electronic, constant-current driver (>.90 PF). Standard 0-10V dimming with 1-100% range; maximum driver source of 200 µA.

INSTALLATION: Standard four-point mounting required for Peace of Mind Guarantee®.

PHOTOMETRICS: Photometry tested to the IESNA LM-79-08 standard by an ILAC/ISO17025 accredited laboratory. For additional photometric data, please go to www.kenall.com.

WARRANTY: Limited five (5) year LED warranty.

LISTINGS: Luminaire is certified to UL Standards by Intertek Testing Laboratory for Wet Location.



ORDERING INFORMATION (Ex: H99EM-PP-MB-25L40K-DV)

Model	Lens Type	Finish	Lamp Type	Voltage	Options	Accessories
Model			Lamp Type		Options	
H99EM	Eyelid (wall mount only)		15L35K	15 Watt 3500K LED	BPC	Photo Control – Button Type (120 or 277V only)
H99FM	Full Face		15L40K	15 Watt 4000K LED	FS	Single Fuse & Holder
			15L50K	15 Watt 5000K LED		
Lens Type			25L35K	25 Watt 3500K LED	Accessory	
PP	Pearlescent Polycarbonate		25L40K	25 Watt 4000K LED	9500	Torx® Screwdriver
			25L50K	25 Watt 5000K LED		
Finish			Voltage			† n/a with BPC
DB	Dark Bronze		120	120 Volts		
FG	Forest Green		277	277 Volts		
LG	Light Gray		347†	347 Volts		
MB	Matte Black		DV†	120-277 Volts		
MW	Matte White					
SL	Silver					
CC	Custom Color (Consult factory)					



www.kenall.com | P: 800-4-Kenall | F: 262-891-9701 | 10200 55th Street Kenosha, Wisconsin 53144, USA

This product complies with the Buy American Act: manufactured in the United States with more than 50% of the component cost of US origin. It may be covered by patents found at www.kenall.com/patents. Content of specification sheets is subject to change; please consult www.kenall.com for current product details. ©2019 Kenall Mfg. Co.

A brand of **legrand**

HERCULUX™

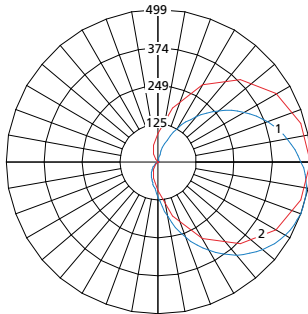
H99 SERIES – MEDIUM PROFILE HOUSING

PERFORMANCE

Model	Lamp Type	Initial Delivered Lumens		Input Power (W)	Drive Current (mA)	Estd. L70 LED Life (Hrs)
		@ 25°C	Efficacy (lm/W)			
H99EM	15L35K	1232	66	19	140	85,000
	15L40K	1232	66	19	140	85,000
	15L50K	1343	72	19	140	85,000
	25L35K	1806	64	28	117	85,000
	25L40K	1806	64	28	117	85,000
	25L50K	1969	70	28	117	85,000
H99FM	15L35K	2025	103	20	140	85,000
	15L40K	2025	103	20	140	85,000
	15L50K	2207	112	20	140	85,000
	25L35K	2969	101	30	117	85,000
	25L40K	2969	101	30	117	85,000
	25L50K	3236	110	30	117	85,000

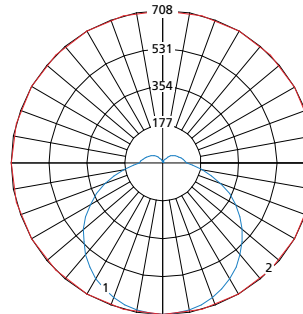
Information subject to change. Visit www.kenall.com for IES files and additional information.

Model: H99EM-PP-MW-25L40K-DV



Max Candela = 499 Located At Horizontal Angle = 0, Vertical Angle = 72.5
 — 1 - Vertical Plane Through Horizontal Angles (0-180) (Through Max. Cd.)
 — 2 - Horizontal Cone Through Vertical Angle (72.5) (Through Max. Cd.)

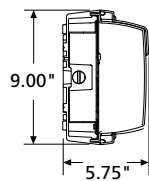
Model: H99FM-PP-MW-25L40K-DV



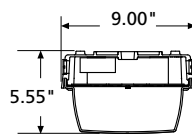
Max Candela = 708 Located At Horizontal Angle = 0, Vertical Angle = 0
 — 1 - Vertical Plane Through Horizontal Angles (0-180) (Through Max. Cd.)
 — 2 - Horizontal Cone Through Vertical Angle (0) (Through Max. Cd.)

DIMENSIONAL DATA

CROSS SECTION / DETAILS



H99EM



H99FM

BACK MOUNTING VIEW

