



# RFL6-CY-8

## VERSATRIM CYLINDER

**Job Information**

Project: \_\_\_\_\_

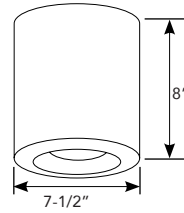
Model#: \_\_\_\_\_

Location: \_\_\_\_\_

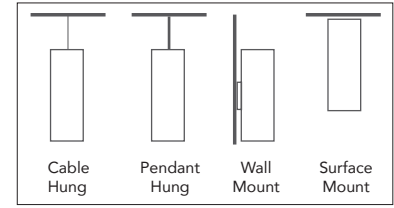
Contact: \_\_\_\_\_



### DIMENSIONS



### Mounting Features



VERSATRIM CYLINDER

### USE OF PRODUCT

The Versatrim Cylinder Series may be used in hospitality, commercial, retail, and residential interior applications. This product will reduce energy consumption, emits little heat, and reduces cooling loads for added costs savings. Approximately 75% in energy savings compared to incandescent light source.

### HOUSING

Rugged aluminum housing.

### ARCHITECTURAL CYLINDER FEATURES

- Wattage/Lumens
- 10.5 Watts/800 Lumens
- 12.5 Watts/1,100 Lumens
- Color Temperature: 2700K, 3000K, 3500K, 4000K
- SDCM: 2 Step binning
- Color Rendering Index: 93 CRI Typical
- LED Life: 50,000 hours
- LED Type: Cree LED for maximum light output
- Versatility: Interchangeable baffle, reflector and trim ring
- Warranty: 5 Year Limited Warranty

### DIMMING

Available in Triac/ELV (120V) or 0-10V (120-277V) driver. Triac/ELV version dims approximately to 7-10%. The 0-10V drivers dims approximately to 5%.

### MOUNTING

The Architectural Cylinder Series may be cable hung, stem mount, surface mount or wall mounted.

### MODULE MECHANICS

The Versatrim Cylinder Series is constructed of a durable heat sink, baffle or reflector, trim ring, diffused lens, and Cree LEDs for optimum performance. Carefully designed heat sink keeps junction temperatures below unsuitable levels by dissipating heat away from the module. Diffused polycarbonate impact-resistant lens allows for even light output, glare control, and conceals LEDs from view.

### LABELS / COMPLIANCE

CSA classified  
CSA classified for damp locations



### ORDERING INFO

Series	Diameter	Shape	Length	Watts/Lumens	Color Temp.	Dimming	Finish
RFL	6	CY	8 - 8" MTO - Made to order	8L - 12Watts/800 Lumens (120V) 11L - 17Watts/1100 Lumens (120V/277V)	27 - 2700K 30 - 3000K 35 - 3500K 40 - 4000K	Blank - TRIAC/ELV (120V) 018 - 0-10V (800 lm, 120-277V) 011 - 0-10V (1100 lm, 120-277V)	BL - Black WH - White SL - Silver MTO - Made to order

Baffle or Reflector	Trim	Configuration	Mounting	Option
BLW - White BLSN - Satin Nickel BLC - Copper BLB - Black BLBZ - Bronze	RLCH - Chrome RLSN - Satin Nickel RLC - Copper RLB - Black RLBZ - Bronze RLH - Haze RLW - White	TLW - White TLSN - Satin Nickel TLC - Copper TLB - Black TLBZ - Bronze TLH - Haze	UL - Up Light DL - Down Light PH <sup>1,3</sup> - Pendant Hung SC <sup>2</sup> - Single Cable DC - Double Cable TC - Triple Cable SM <sup>3</sup> - Surface Mount WM <sup>4</sup> - Wall Mount	EM <sup>5</sup> - Emergency Battery

1. 18" standard length, consult factory for other
2. 5ft standard cable length
3. Available in downlight only.
4. EM not available.
5. EM available in external remote location.



www.rayonlighting.com  
info@rayonlighting.com

Tel: 323.446.2626  
Fax: 323.446.2606

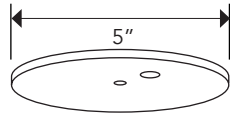
Specification and product availability subject to change without notice.

05/22

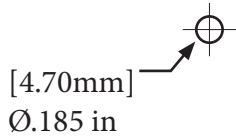
Job Information	Project:
	Model#:
	Location:
	Contact:

**MOUNTING**

**CABLE HUNG DIMENSION**

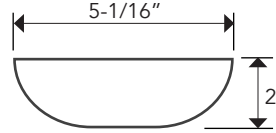


Cable Hung Canopy

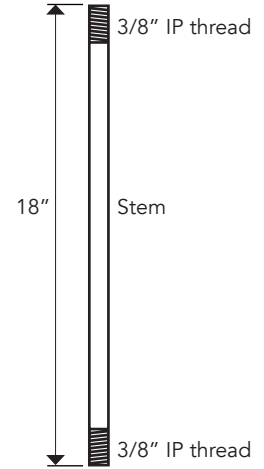


3/64" Galvanized Cable Fuse Cut with Die Cast #1 Stop  
Available in 24", 36", 50", 72", 100", 120", & 150" Lengths  
7x7 Cable - MAX LOAD 270 lbs

**STEM MOUNT DIMENSION**



Stem Mount Canopy



**LED HEIGHT INSIDE CYLINDER**

