



4" LED RECESSED MODULE REMODEL 1100LM 0-10V DIMMING

PROJECT: _____

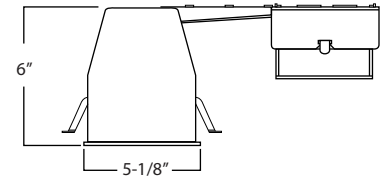
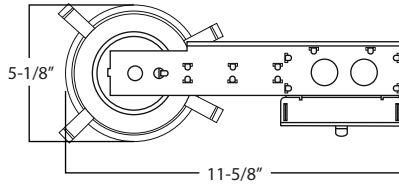
MODEL #: _____

LOCATION: _____

CONTACT: _____



DIMENSIONS



USE OF PRODUCT

The Versatrim RFL4 Series is the ideal product for energy efficient lighting in existing, remodel, or new construction housings. This product may be used in hospitality, health care, commercial, retail, and residential applications. The Versatrim will reduce energy consumption, emits little heat, and reduces cooling loads for added costs savings. Approximately 75% in energy savings compared to incandescent light source.

VERSATRIM FEATURES

- Watts: 12.5 W
- Lumens: 1100 Lumens
- Voltage: (120V standard); 120-277V (with optional 0-10V dimming driver)
- Color Temperature: 2700K, 3000K, 3500K, or 4000K
- Color Rendering Index: 93+ CRI Typical
- SDCM: 2 Step binning
- R9 Value: 85
- LED Life: 50,000 hours
- LED Type: Cree LED for maximum light output
- Versatility: Interchangeable baffle, reflector, and trim in round and square.
- EM Battery: 90 min, 800 delivered lumens.
- Warranty: 5 Year Limited Warranty
- Wet Location Certified

LED DRIVER

Durable 120-277V dimmable driver provides high power factor with the optimum thermal management to prevent damage caused by high temperature. Driver protections include: output open load, over-current and short circuit, and over temperature with auto recovery.

EMERGENCY BATTERY

Optional emergency back-up may be ordered separately. Unit operates for 90 minutes with LED modules up to 20 Watts and is Damp location rated, 120/277AC operational, 800 delivered lumens.

DIMMING

Available in 8 driver selections. Standard Triac/ELV, 120. (011) 0-10V dimming in 800 lumens, 120-277V. (PEQ0) Lutron Hi-Lume Premier Ecosystem 0.1% w/soft on, fade to black dimming, 120-277V. (LDE1) Lutron Hi-Lume 1% Ecosystem with soft on, fade to black dimming, 120-277V. (LTE) Hi-Lume 1% 2-wire, 120V. (L3DA) Hi-lume 1% EcoSystem/3-Wire L3D Driver (EEI) eldoLED Eco 1% Dim (0-10V), 120-277V. (EDIO) eldoLED Solo 0.1% Dim(0-10V), 120-277V. (EDID) eldoLED Solo 0.1% Dim(DALI), 120-277V.

MODULE MECHANICS

The RFL4 Series is constructed of durable heat sink, baffle or reflector, trim ring, diffused lens and Cree LEDs for optimum performance. Interchangeable round or square baffle, reflector, and trim ring are designed for convenient color selection and replacement in the field. Diffused, lens provides for even light output, glare control, and conceals LEDs from view.

HOUSING CONSTRUCTION

- Minimum Clearance "IC" or insulated ceiling housings are rated for direct contact with insulation. No minimum clearance is required.
- Ceiling Thickness: Up to 1 1/4"
- Bar Hangers: Bar Hangers are adjustable from 13-5/8" to 25" and can be repositioned to 90°.

- Junction Box: Junction box is listed for through branch circuit wiring and contains seven 7/8 knockouts and four ROMEX prouts with strain relief.
- Plaster Frame: Galvanized steel construction

LABELS/COMPLIANCE

- CSA Classified for wet location
- LM79 and LM80
- Can be used for state of California Title 24 compliance
- JA8 certified

0-10V DIMMING



ORDERING INFO

RHL4R-ICAT	RFL4	11L				
Series	Module	Lumens	Color Temp.	Dimming	Baffle or Reflector	Trim
RHL4R-ICAT - 4" IC Air-Tight Remodel LED Housing	RFL4	11L - 1100 Lumens (120V)	27 - 2700K 30 - 3000K 35 - 3500K 40 - 4000K	Leave blank - Triac/ELV 018 - 0-10V Dimming (800 lumen) LDE1 - Lutron Hi-Lume 1% Ecosystem with soft on, fade to black dimming PEQ0 - Lutron Hi-Lume Premier Ecosystem 0.1% w/soft on, fade to black dimming LTE ² - Hi-Lume 1% 2-wire L3DA - Hi-lume 1% EcoSystem/3-Wire L3D Driver EEI ² - eldoLED Eco 1% Dim (0-10V) EDIO ² - eldoLED Solo 0.1% Dim (0-10V) EDID ² - eldoLED Solo 0.1% Dim (DALI)	ROUND 4BLW - White 4BLSN - Satin Nickel 4BLC - Copper 4BLB - Black 4BLBZ - Bronze 4RLW - White 4RLCH - Chrome 4RLSN - Satin Nickel 4RLC - Copper 4RLB - Black 4RLBZ - Bronze 4RLH - Haze 4RLCX - Custom	4TLW - White 4TLSN - Satin Nickel 4TLC - Copper 4TLB - Black 4TLBZ - Bronze 4TLH - Haze 4TLCX - Custom
					SQUARE 4SBLW - White 4SBLB - Black 4SRLW - White 4SRLB - Black 4SRLH - Haze 4SRLSN - Satin Nickel 4SRLCH - Chrome 4SRLBZ - Bronze 4SRLCX - Custom	4STLW - White 4STLB - Black 4STLH - Haze 4STLSN - Satin Nickel 4STLBZ - Bronze 4STLWX - Custom

Options

1. 120V only.
2. Must specify logarithmic or linear eldoLED driver.

- 347SDT - 347V Step down Transformer
- EM - Emergency Back-up



www.rayonlighting.com
info@rayonlighting.com

tel: 323.446.2626
fax: 323.446.2606

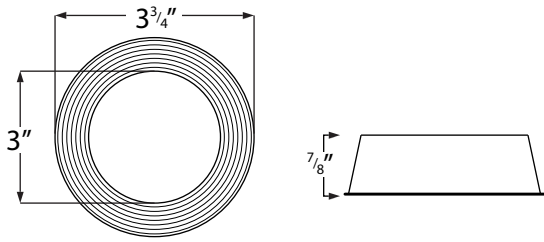
Specification and product availability subject to change without notice

PROJECT: _____
 MODEL #: _____
 LOCATION: _____
 CONTACT: _____

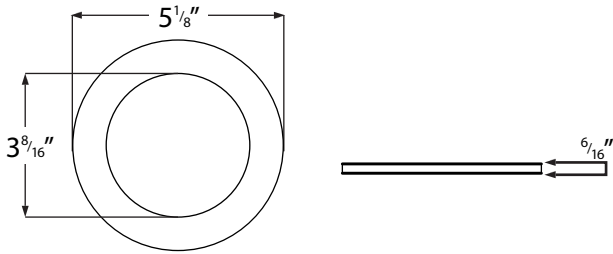
BAFFLE, REFLECTOR AND TRIM DIMENSIONS

Round

Baffle/Reflector

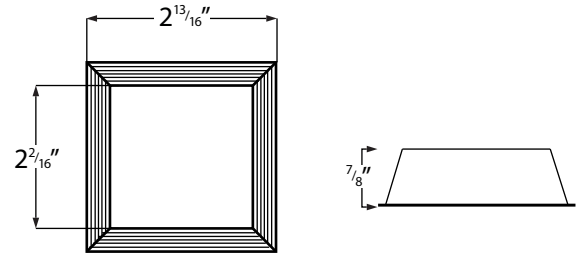


Trim

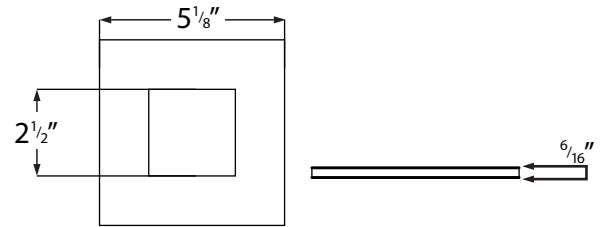


Square

Baffle/Reflector



Trim





4" LED RECESSED MODULE
REMODEL 1100LM
0-10V DIMMING

PROJECT: _____

MODEL #: _____

LOCATION: _____

CONTACT: _____

Versatrim Photometrics

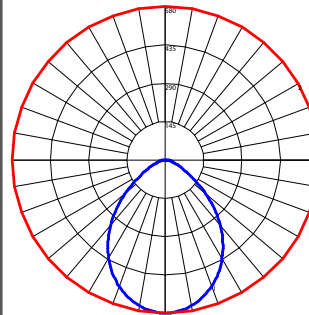
RFL4
11L Round Trim

TEST DATE	28Feb18
SERIES	RFL4
LUMENS	11L
CCT	3000K
LUMENS	1090
WATTS	12.6

Characteristics	
Lumens Per Lamp:	N.A. (absolute)
Total Lamp Lumens:	N.A. (absolute)
Luminaire Lumens:	1090
Total Luminaire Efficiency:	N.A.
Luminaire Efficiency Rating (LER):	87
Total Luminaire Watts:	12.6
Ballast Factor	1.00
CIE Type	Direct
Spacing Criterion (0-180)	1.14
Spacing Criterion (90-270)	1.14
Spacing Criterion (Diagonal)	1.20
Basic Luminous shape	Point
Luminous Length (0-180)	0.00 ft
Luminous Width (90-270)	0.00 ft
Luminous Height	0.00 ft

Lumens Per Zone	
ZONE	LUMENS
0-10	54.50
10-20	151.87
20-30	217.72
30-40	236.48
40-50	202.03
50-60	126.54
60-70	63.34
70-80	28.94
80-90	8.64

Polar graph



Maximum Candela = 580.429 Located At
Horizontal Angle = 0, Vertical Angle = 0
1 - Vertical Plane Through Horizontal Angles
(0-180) (Through Max. Cd.)
2 - Horizontal Cone Through Vertical Angle (0)
(Through Max. Cd.)

0-10V DIMMING



www.rayonlighting.com
info@rayonlighting.com

tel: 323.446.2626
fax:323.446.2606

Specification and product availability
subject to change without notice