



T397LED

LED FLAT TOP SPIDER LUMINAIRE

JOB INFORMATION

Type: _____
Catalog No: _____
Project Name: _____
Comments: _____
Prepared by: _____

T397LED

FEATURES

USE OF PRODUCT

The intended use of this product is for parking lots, walkways, shopping centers, recreational areas, or any open outdoor commercial or industrial space.

HOUSING

Weather-tight unit continuous heliarc welded at all seams, spun from 0.080" aluminum.

FIXTURE ARM

Spider mount (four legs), Fit Pole 3-1/2" fitter

FINISH

Thermoset polyester oven-baked powdercoat, in any standard color. Made to order colors are available to your specification.

OPTICS

A one-piece hydro form or segmented reflector with specular aluminum finish.

LED

High output LEDs offer a minimum estimated operating life of 50,000 hours in 3000K, 3500K, 4000K, or 5000K with CRI>83. LEDs placed on high performance aluminum heatsink for reduced junction temperatures and extended life.

EPA

Effective Projected Area (Sq. Ft.):
Type A: 1.952 ft² (1 fixture),
Type B: 2.383 ft² (1 fixture)

DRIVER

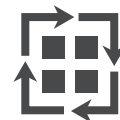
Durable LED driver operates at 120-277V with 0-10V dimming protocol. Power factor: 0.90; 50 to 60 Hz. Driver protections includes: Output open load, over-current and short-circuit, and over-temperature with auto recovery. -30°C Min Temp. 40°C Max Temp. Step down transformer may be utilized for 480V or 347V applications.

MOUNTING

Fixture pole must be mounted on a concrete base (supplied by others).

LISTINGS/COMPLIANCE

- CEC compliant emergency driver
- CSA - Suitable for wet locations.
- Dark Sky Compliant



Rotatable Optics

SERIES	DIAMETER	WATT/LUMENS	VOLTAGE	COLOR TEMPERATURE	DISTRIBUTION TYPES	LENS	FINISH	OPTIONS
T397LED	A - 20"	20 ¹ - 20W/2220lm	UNV - 120V-277V	30 - 3000K	T1 - Type I	F - Flat	BZ ⁴ - Bronze	PC - Photocell 120-277V
	B - 24"	30 ¹ - 30W/3330lm	347 - 347V	35 - 3500K	T2 - Type II		MTO ⁵ - Made to order	MS - Motion Sensor (Bi-Level)
		40 ¹ - 40W/4350lm	480 - 480V	40 - 4000K	T3 - Type III		MGTO ⁵ - Marin grade made to order	EM - Emergency battery
		58 ^{1,2} - 58W/6050lm		50 - 5000K	T4 - Type IV			SP10 - Surge Protection 10KV
		84 ^{1,2} - 84W/8756lm			T5 ³ - Type IIII			BS - Bird Spikes
		119 ^{1,2} - 119W/12354lm						
		170 ² - 170W/17510lm						
		240 ² - 240W/25540lm						

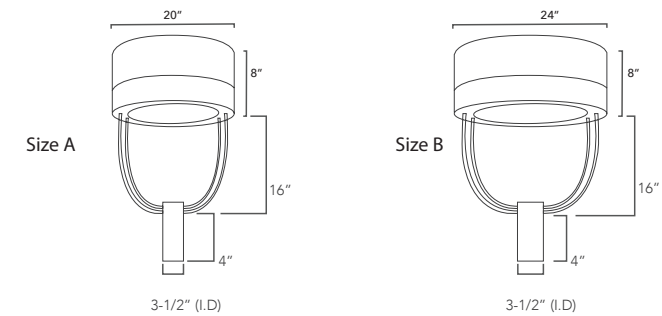
Notes

1. Available in size A.
2. Available in size B.
3. Standard distribution types.
4. Standard finish.
5. RAL number required.

T397LED

LED FLAT TOP SPIDER LUMINAIRE

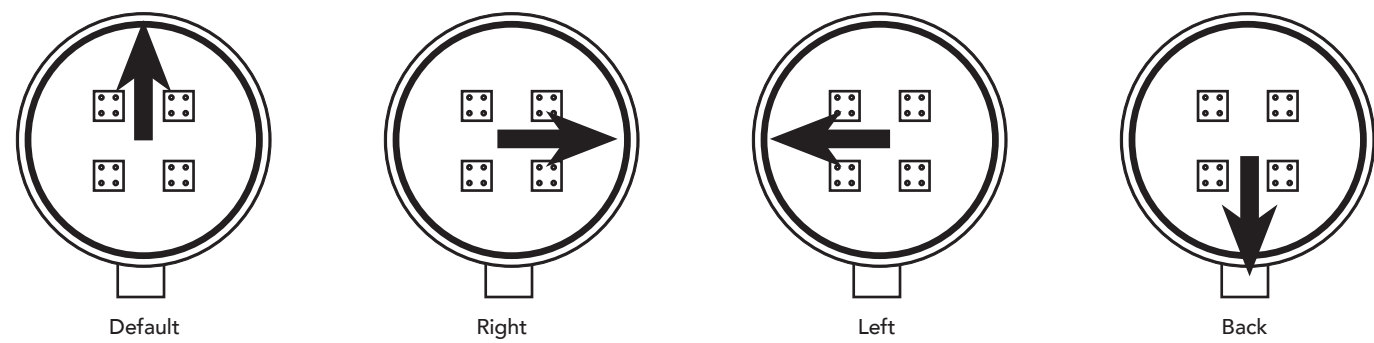
DIMENSIONS



B.U.G. RATING

	T1 Optic	T2 Optic	T3 Optic	T4 Optic	T5 Optic
T397LED-A-20	B1-U0-G1	B1-U0-G1	B0-U0-G1	B1-U0-G1	B1-U0-G0
T397LED-A-30	B2-U0-G2	B1-U0-G1	B1-U0-G1	B1-U0-G1	B2-U0-G0
T397LED-A-40	B2-U0-G2	B1-U0-G2	B1-U0-G1	B1-U0-G1	B2-U0-G1
T397LED-A-58	B3-U0-G3	B2-U0-G2	B1-U0-G2	B1-U0-G2	B3-U0-G1
T397LED-A-83	B3-U0-G3	B2-U0-G2	B1-U0-G2	B2-U0-G2	B3-U0-G1
T397LED-A-119	B3-U0-G3	B2-U0-G3	B2-U0-G2	B2-U0-G2	B3-U0-G2

ROTATABLE OPTICS



Please illustrate optic direction below and consult with factory

