



6" LED RECESSED MODULE REMODEL 1100LM 0-10V DIMMING

PROJECT: _____

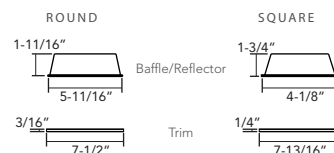
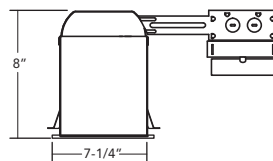
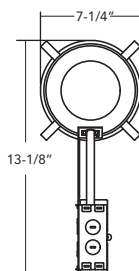
MODEL #: _____

LOCATION: _____

CONTACT: _____



DIMENSIONS



Use of product
The Versatrim RFL6 Series is the ideal product for energy efficient lighting in existing, remodel, or new construction housings. This product may be used in hospitality, health care, commercial, retail, and residential applications. The Versatrim will reduce energy consumption, emits little heat, and reduces cooling loads for added costs savings. Approximately 75% in energy savings compared to incandescent light source.

- Versatrim Features**
- Watts: 12.5W
 - Lumens: 1100 Lumens
 - Voltage: (120V standard); 120-277V (with optional 0-10V dimming driver)
 - Color Temperature: 2700K, 3000K, 3500K, or 4000K
 - Color Rendering Index: 93+ CRI Typical
 - SDCM: 2 Step binning
 - R9 Value: 85
 - LED Life: 50,000 hours
 - LED Type: Cree LED for maximum light output
 - Versatility: Interchangeable baffle, reflector, and trim in round and square.
 - EM Battery: 90 min, 800 delivered lumens.
 - Warranty: 5 Year Limited Warranty
 - Wet Location Certified

LED Driver
Durable 120-277V dimmable driver provides high power factor with the optimum thermal management to prevent damage caused by high temperature. Driver protections include: output open load, over-current and short circuit, and over temperature with auto recovery.

Emergency Battery
Optional emergency back-up may be ordered separately. Unit operates for 90 minutes with LED modules up to 20 Watts and is Damp location rated, 120/277AC operational, 800 delivered lumens.

Dimming
Available in 8 driver selections. Standard Triac/ELV, 120. (011) 0-10V dimming in 1100 lumens, 120-277V. (PEQ0) Lutron Hi-Lume Premier Ecosystem 0.1% w/soft on, fade to black dimming, 120-277V. (LDE1) Lutron Hi-Lume 1% Ecosystem with soft on, fade to black dimming, 120-277V. (L3DA) Hi-lume 1% EcoSystem/3-Wire L3D Driver (LTE) Hi-Lume 1% 2-wire, 120V (EEI) eldoLED Eco 1% Dim (0-10V), 120-277V. (EDIO) eldoLED Solo 0.1% Dim(0-10V), 120-277V. (EDID) eldoLED Solo 0.1% Dim(DALI), 120-277V.

Module Mechanics
The RFL6 Series is constructed of durable heat sink, baffle or reflector, trim ring, diffused lens and Cree LEDs for

optimum performance. Interchangeable round or square baffle, reflector, and trim ring are designed for convenient color selection and replacement in the field. Diffused, lens provides for even light output, glare control, and conceals LEDs from view.

- Housing Construction**
- Minimum Clearance "IC" or insulated ceiling housings are rated for direct contact with insulation. No minimum clearance is required.
 - Ceiling Thickness: Up to 1 1/4"
 - Bar Hangers: Bar Hangers are adjustable from 13-5/8" to 25" and can be repositioned to 90°.
 - Junction Box: Junction box is listed for through branch circuit wiring and contains seven 7/8" knockouts and four ROMEX pryouts with strain relief.
 - Plaster Frame: Galvanized steel construction

- Labels/Compliance**
- CSA Classified for wet location
 - LM79 and LM80
 - Can be used for state of California Title 24 compliance
 - JA8 certified

ORDERING INFO

RHL6R-ICAT	RFL6	11L					
Series	Module	Lumens	Color Temp.	Dimming	Baffle	Or Reflector	Trim
RHL6R-ICAT - 6" IC Air-Tight Remodel LED Housing	RFL6	11L - 1100 Lumens (120V)	27 - 2700K 30 - 3000K 35 - 3500K 40 - 4000K	Leave blank - Triac/ELV 018 - 0-10V Dimming (800 lumen) LDE1 - Lutron Hi-Lume 1% Ecosystem with soft on, fade to black dimming PEQ0 - Lutron Hi-Lume Premier Ecosystem 0.1% w/soft on, fade to black dimming LTE ¹ - Hi-Lume 1% 2-wire L3DA - Hi-lume 1% EcoSystem/3-Wire L3D Driver EEI ² - eldoLED Eco 1% Dim (0-10V) EDIO ² - eldoLED Solo 0.1% Dim (0-10V) EDID ² - eldoLED Solo 0.1% Dim (DALI)	Round		
					6BLW - White	6RLCH - Chrome	6TLW - White
					6BSLN - Satin Nickel	6RLSN - Satin Nickel	6TLSN - Satin Nickel
					6BLC - Copper	6RLC - Copper	6TLC - Copper
					6BLB - Black	6RLB - Black	6TLB - Black
					6BLBZ - Bronze	6RLBZ - Bronze	6TLBZ - Bronze
						6RLH - Haze	6TLH - Haze
						6RLCX - Custom	6TLCX - Custom
					Square		
					6SBLW - White	6SRLW - White	6STLW - White
6SBLB - Black	6SRLB - Black	6STLB - Black					
	6SRLH - Haze	6STLH - Haze					
	6SRLSN - Satin Nickel	6STLSN - Satin Nickel					
	6SRLCH - Chrome	6STLBZ - Bronze					
	6SRLBZ - Bronze	6STLCX - Custom					
	6SRLCX - Custom						

1. 120V only.
2. Must specify logarithmic or linear eldoLED driver.

Options

- 347SDT - 347V Step down Transformer
EM - Emergency Back-up

0-10V DIMMING



www.rayonlighting.com
info@rayonlighting.com

tel: 323.446.2626
fax: 323.446.2606

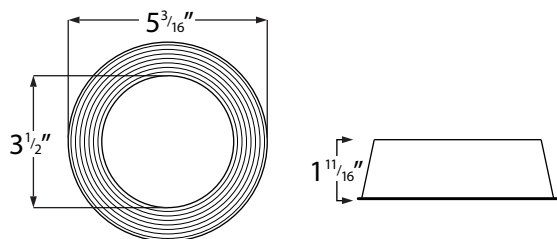
Specification and product availability
subject to change without notice

03/21

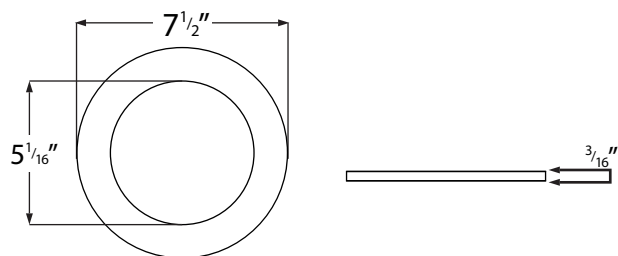
BAFFLE, REFLECTOR AND TRIM DIMENSIONS

Round

Baffle/Reflector

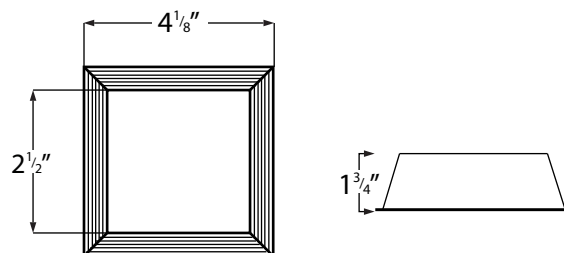


Trim



Square

Baffle/Reflector



Trim

