



RHL6-ICAT-RFL6A

6" LED Round Adjustable REMODEL 0-10V Dimming

PROJECT: _____

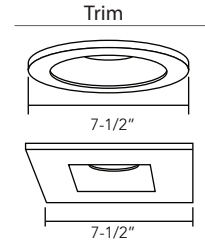
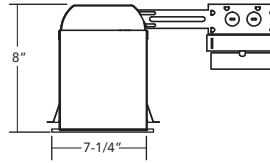
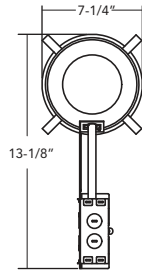
MODEL #: _____

LOCATION: _____

CONTACT: _____




DIMENSIONS



USE OF PRODUCT

The Versatrim RFL6A Series is the ideal product for energy efficient lighting in existing retrofit, remodel, or new construction housings. This product may be used in hospitality, health care, commercial, retail, and residential applications where lights needs to be controlled such as to focus on artwork, displays, objects, etc. The Versatrim Adjustable will reduce energy consumption, emits little heat, and reduces cooling loads for added costs savings. Approximately 75% in energy savings compared to incandescent light source.

CONSTRUCTION



- Watts: 11W
- Lumens: 900 Lumens
- Voltage: (120V standard); 120-277V (with optional 0-10V dimming driver)
- Color Temperature: 2700K, 3000K, 3500K, or 4000K
- Beam Angle: 19°, 38°, 60°
- Color Rendering Index: 93+ CRI Typical
- R9 Value: 85
- LED Life: 50,000 hours

- LED Type: Cree LED for maximum light output
- Versatility: Interchangeable trim in round and square
- EM Battery: 90 min
- Warranty: 5 Year Limited Warranty

LED DRIVER

Durable 120-277V dimmable driver provides high power factor with the optimum thermal management to prevent damage caused by high temperature. Externally mounted LED driver provides for easy maintenance and convenient replacement.

EMERGENCY BATTERY

Optional emergency battery with up to 90 minute illumination time.

DIMMING

Available in 8 driver selections. Standard Triac/ELV, 120. (019) 0-10V dimming in 900 lumens, 120-277V. (PEQ0) Lutron Hi-Lume Premier Ecosystem 0.1% w/soft on, fade to black dimming, 120-277V. (LDE1) Lutron Hi-Lume 1% Ecosystem with soft on, fade to black dimming, 120-277V. (L3DA) Hi-lume 1% EcoSystem/3-Wire L3D Driver (LTE) Hi-Lume 1% 2-wire, 120V (EEI) eldoLED Eco 1% Dim (0-10V), 120-277V. (EDIO) eldoLED Solo 0.1% Dim(0-10V), 120-277V. (EDID) eldoLED Solo 0.1% Dim(DALI), 120-277V.

BEAM OPTION

- lens available in 19°, 38° and 60° beam angle
- Interchangeable lens and field replaceable

FILTER ACCESSORIES

A multitude of filter accessories are available to achieve a particular light effect. Available in frosted, honeycomb, or solite filter options.

HOUSING CONSTRUCTION

- Minimum Clearance "IC" or insulated ceiling housings are rated for direct contact with insulation. No minimum clearance is required.
- Ceiling Thickness: Up to 1 1/4"
- Bar Hangers: Bar Hangers are adjustable from 13-5/8" to 25" and can be repositioned to 90°.
- Junction Box: Junction box is listed for through branch circuit wiring and contains seven 7/8 knockouts and four ROMEX pryouts with strain relief.
- Plaster Frame: Galvanized steel construction

LABELS/COMPLIANCE

- CSA Classified
- Can be used for State of California Title 24 high efficacy luminaire compliance.
- JA8 certified



6" LED 0-10V Dimming

ORDERING INFO

RHL6R-ICAT	RFL6A	9L				
Series	Module	Watts/Lumens	Color Temp.	Lens Holder finish	Beam Angle	Reflector
RHL6R-ICAT - 6" IC Air Tight Remodel Housing	Versatrim Adjustable	9L - 900 Lumens	27 - 2700K 30 - 3000K 35 - 3500K 40 - 4000K	HW - White HB - Black HS - Silver	19 - 19° 38 ¹ - 38° 60 - 60°	6ARLW - White 6ARLB - Black 6ARLCH - Chrome 6ARLH - Haze 6ARLSN - Satin Nickel 6ARLCK - Chrome

Trim		Dimming	Options
ROUND	SQUARE		
6TLW - White	6STLW - White	Leave blank ² - Triac/ELV	EM ⁵ - Emergency back-up
6TLC - Copper	6STLB - Black	019 - 0-10V Dimming (900 lumen)	SDT - Step down transformer
6TLB - Black	6STLH - Haze	LDE1 - Lutron Hi-Lume 1% Ecosystem with soft on, fade to black dimming	H - Honey Comb filter
6TLH - Haze	6STLSN - Satin Nickel	PEQ0 - Lutron Hi-Lume Premier Ecosystem 0.1% w/soft on, fade to black dimming	F - Frosted filter
6TLSN - Satin Nickel	6STLCK - Custom	LTE ³ - Hi-Lume 1% 2-wire	S - Solite filter
6TLBZ - Bronze		L3DA - Hi-lume 1% EcoSystem/3-Wire L3D Driver	
6TLCK - Custom		EEI ⁴ - eldoLED Eco 1% Dim (0-10V)	
		EDIO ⁴ - eldoLED Solo 0.1% Dim (0-10V)	
		EDID ⁴ - eldoLED Solo 0.1% Dim (DALI)	

Note:
1 - Standard beam angle.
2 - Standard Dimming.
3 - 120V
4 - Must specify logarithmic or linear eldo LED driver
5 - Step down transformer required



www.rayonlighting.com
info@rayonlighting.com

tel: 323.446.2626
fax: 323.446.2606

Specification and product availability subject to change without notice

03/21