

PROJECT: _____

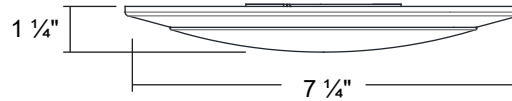
MODEL #: _____

LOCATION: _____

CONTACT: _____



DIMENSIONS



USE OF PRODUCT

The RJL56 series is ideal product for energy efficient lighting in standard Junction Box. This product may be used in hospitality, health care, commercial, retail and residential applications. The RJLB Series will reduce energy consumption, emits little heat, and reduces cooling loads for added costs savings. Approximately 75% in energy savings compared to incandescent light source.

RJL56 FEATURES

- Wattage/Lumens: 16W/1090LM
- Voltage: 120V
- Color Temperature Selectable: 2700K, 3000K, 3500K
- 90+ CRI
- Finish: White
- No LED pixelation or glare
- Dimmable
- LED Life: 50,000 hours
- Warranty: 5 Year Limited Warranty
- Wet Location Listed

DRIVER ON BOARD (AC)

With the driver being on board, this allows for an extreme slim design.

COLOR TEMPERATURE SELECTABLE

This all-in-one CCT Selectable LED surface mount luminaire allows for easy control between 2700K, 3000K, or 3500K with a simple switch on the fixture.


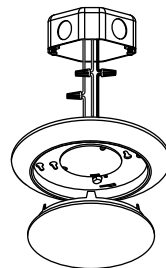
OPTICS

Diffused polycarbonate lens controls direct glare from the LEDs.

DIMMING

Dims to 10% with most Triac dimmers at 120V only.

J-BOX INSTALLATION



LABELS/COMPLIANCE

- cULus Listed for wet location listed
- UL Closet rated
- Energy star qualified
- Can be used for State of California Title 24 compliance

5/6" LED SURFACE MOUNT

ORDERING INFO

RJL56	10	CTS	1	W
Series	Lumens	Color Temp.	Voltage	Finish
RJL56 - LED Surface mount	10 - 1090 Lumens	CTS - Color temperature Selectable (2700K, 3000K, 3500K)	1 - 120V	W - White

PROJECT: _____

MODEL #: _____

LOCATION: _____

CONTACT: _____

What's inside the box



5 5/8" LED SURFACE MOUNT