



RPA4-CY-10

PRIME Cylinder

PROJECT: _____

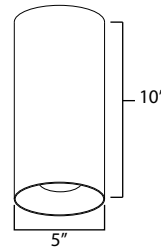
MODEL #: _____

LOCATION: _____

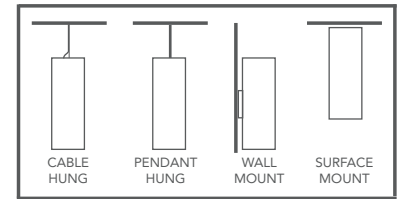
CONTACT: _____



DIMENSIONS



MOUNTING FEATURES



USE OF PRODUCT

PRIME Cylinder Series may be used in hospitality, commercial, retail, and residential applications. This product will reduce energy consumption, emits little heat, and reduces cooling loads for added costs savings. Approximately 75% in energy savings compared to incandescent light source

PRIME CYLINDER FEATURES

LUMEN CHART

WATTAGE	LUMENS
11W	1055 lm
16W	1250 lm
20W	1645 lm
30W	2170 lm
31W	2495 lm

- Color Temperature: 2700K, 3000K, 3500K, or 4000K
- SDCM: 2 Step binning
- Color Rendering Index: 93 CRI Typical
- Optical Lens: 18°, 30°, 50°, 80°
- Bevel: Die cast with knife edge look
- LED Life: 50,000 hours
- LED Type: Cree LED for maximum light output
- Versatility: Interchangeable reflector
- Warranty: 5 Year Limited Warranty

LED ENGINE

LED engine available with CREE LEDs in 2700K, 3000K, 3500K, or 4000K in standard 93+ CRI. 2 Step MacAdam ellipse allows for color consistency between fixtures. LED mounted to aluminum heat sink for maximum life output and thermal management.

HOUSING

Rugged aluminum housing.

LED DRIVER

Durable dimmable driver provides high power factor with optimum thermal management to prevent damage caused by high temperature.

OPTICS

Field replaceable optical lens available in 18°, 30°, 50°, and 80°. Easily achieve narrow spot to wide flood beam pattern. Option for frosted, honeycomb, or solite filter (2 Maximum).

MOUNTING

The PRIME Cylinder Series may be cable hung, stem mount, surface mount or wall mounted.

DIMMING

Available in 10 driver selections. (ID) Standard all-inclusive ELV, Triac, and 0-10V dimming driver called Intelligent Drive, 120-277V. (PEQ0) Lutron Hi-Lume Premier Ecosystem 0.1% w/soft on, fade to black dimming, 120-277V. (PEQ1) Lutron Hi-Lume Premier Ecosystem 1% w/soft on, fade to black dimming, (LDE1) Lutron Hi-Lume 1% Ecosystem with soft on, fade to black dimming, 120-277V. (LTE) Lutron Hi-Lume 1% 2-wire, 120V. (L3DA) Hi-lume 1% EcoSystem/3-Wire L3D Driver (EEI) eldoLED Eco 1% Dim (0-10V), 120-277V. (EDIO) eldoLED Solo 0.1% Dim(0-10V), 120-277V. (EDID) eldoLED Solo 0.1% Dim(DALI), 120-277V.

LABELS / COMPLIANCE

- CSA Listed for US and Canada
- 5 year limited warranty.

ORDERING INFO

Series	Diameter	Shape	Length	Directional	Lumens	Color Temp.	Voltage	Dimming
PRIME	4 - 5"	CY - Cylinder	10 - 10"	DL - Down Light Up - Up Light	10L - 1055 lm 12L - 1250 lm 16L - 1645 lm 21L - 2170 lm 25L - 2495 lm	27 - 2700K 30 - 3000K 35 - 3500K 40 - 4000K	UNV - 120-277V	ID ¹ - Standard all-inclusive ELV, Triac, and 0-10V dimming driver (Intelligent Drive)

- PEQ0 - Lutron Hi-Lume Premier Ecosystem 0.1% w/soft on, fade to black dimming
- PEQ1 - Lutron Hi-Lume Premier Ecosystem 1% w/soft on, fade to black dimming
- LDE1 - Lutron Hi-Lume 1% Ecosystem with soft on, fade to black dimming
- LDE5 - Lutron Hi-Lume 5% Ecosystem
- LTE² - Lutron Hi-Lume 1% 2-wire
- EEI^{3,4} - Hi-lume 1% EcoSystem/3-Wire L3D Driver
- L3DA - eldoLED Eco 1% Dim (0-10V)
- EDIO^{3,4} - eldoLED Solo 0.1% Dim (0-10V)
- EDID^{3,4} - eldoLED Solo 0.1% Dim (DALI)

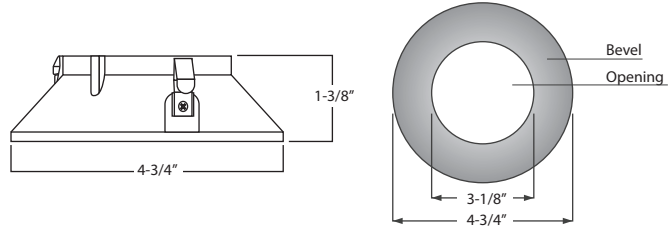

Optical Lens ⁵	Filter	Bevel Finish	Cylinder Finish	Mounting	Option
18 - 18°	None - Leave blank	W - White	BL - Black	PH ⁶ - Pendant Hung	EM ⁸ - Emergency battery
30 - 30°	F - Frosted filter	B - Black	WH - White	SC ⁷ - Single Cable	
50 - 50°	H - Honey comb	H - Haze	SL - Silver	DC - Double Cable	
80 - 80°	S - Solite filter	S - Specular Clear	MTO - Made to order	TC - Triple Cable	
		WE - Wheat		SM - Surface Mount	
		MTO - Made to order		WM - Wall Mount	

1. Intelligent Drive is the standard driver.
2. 120V only.
3. Must specify logarithmic or linear eldoLED driver.
4. Confirm dimming curve: linear or logarithmic.
5. Without standard frosted acrylic diffuser
6. 18° standard length, consult factory for other.
7. Sift standard cable length.
8. Emergency battery only available in remote mount.

PRIME

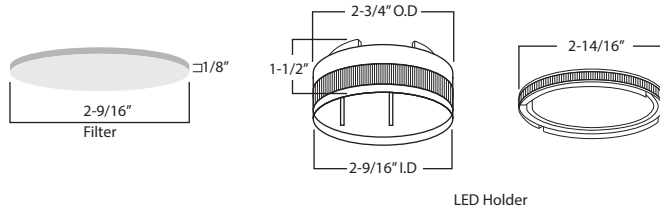
TRIM HEIGHT

Trim Details



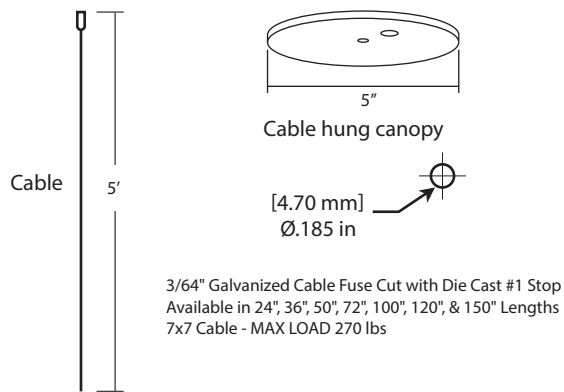
LED HOLDER & FILTER DIMENSION

LED Holder and Filter



MOUNTING INFO

CABLE HUNG DIMENSION



STEM MOUNT DIMENSION

