

# CURRENT LIMITING DEVICE

GLOBAL TRACK 1 CIRCUIT 120V

## APPLICATIONS:

Limits the amount of electrical load placed on a run of single circuit track to meet Energy Code restrictions

## MOUNTING:

Surface mounts directly to a 4" octagonal box  
Compatible with Global GES 1 circuit track systems  
Remote and suspension mounting options, see following page

## LABELING:



Title 24 CEC listed

## CONSTRUCTION:

### Cover:

Molded UL approved polycarbonate, color-matched to track components

### Mounting Plate:

Stamped steel 16 ga. zinc plated  
Integral track connector is keyed for polarity by order based on feed direction

### Circuit Breaker:

Integrated rocker style circuit breaker features ON/OFF markings

Snap-in circuit breaker contains screw terminals for 12 ga. copper conductors

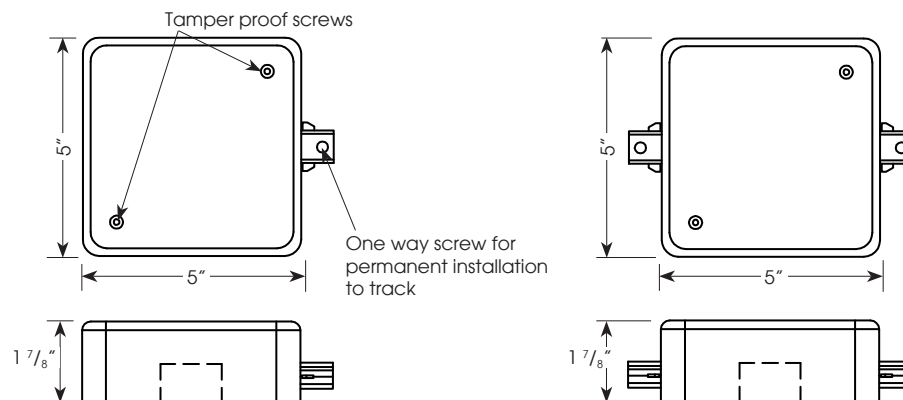
ACL-GES  
1 CIR 120V



PROJECT:

TYPE:

For GES Track information [click here](#).



## ELECTRICAL

120 v 60hz capacity

Integral circuit breaker in a variety of amp ratings

1 amp/120 watts  
3 amps/360 watts  
5 amps/600 watts  
8 amps/960 watts  
10 amps/1200 watts

Amerlux recommends loading to not more than 80% of capacity to eliminate nuisance tripping

5 year limited warranty  
AMERLUX LED

(see website for details)

## ORDERING INFORMATION:

Model	Finish	Amp Rating: Circuit Breaker 1	Circuit Breaker 2**
ACL-GES11 - current limiting device w/live end (left) feed	1 - silver gray w/black circuit breaker	<u>Standard Breakers</u>	<u>Standard Breakers</u>
ACL-GES12 - current limiting device w/live end (right) feed	2 - black w/black circuit breaker	1A	1A
ACL-GES14 - current limiting device w/middle feed	3 - white w/white circuit breaker	3A	3A
		5A	5A
ACL-REM-120 - current limiting device, remote mounted, 120v (not Title 24 CEC listed)		8A	8A
		10A	10A
ACL-GES11-SUS - current limiting device w/live end (left) feed, suspended with track		<u>Special Order (Non-standard*)</u>	<u>Special Order (Non-standard*)</u>
ACL-GES12-SUS - current limiting device w/live end (right) feed, suspended with track		0.5a	0.5A
ACL-GES14-SUS - current limiting device w/middle feed, suspended with track		1.5a	1.5A
		2a	2A
		2.5a	2.5A
		4a	4A
		6a	6A
		7a	7A
		9a	9A

\*Note: Non-standard breaker size requires additional lead times, consult factory.

\*\*Note: For use with ACL-GES14, ACL-REM-120 & ACL-GES14-SUS models only.

Example: ACL-GES11-3-5A

Cat #:

Amerlux reserves the right to change details that do not affect overall function and performance.

# CURRENT LIMITING DEVICE

GLOBAL TRACK 1 CIRCUIT 120V



TYPE:

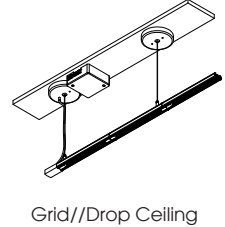
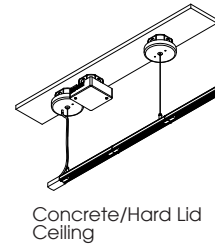
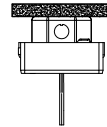
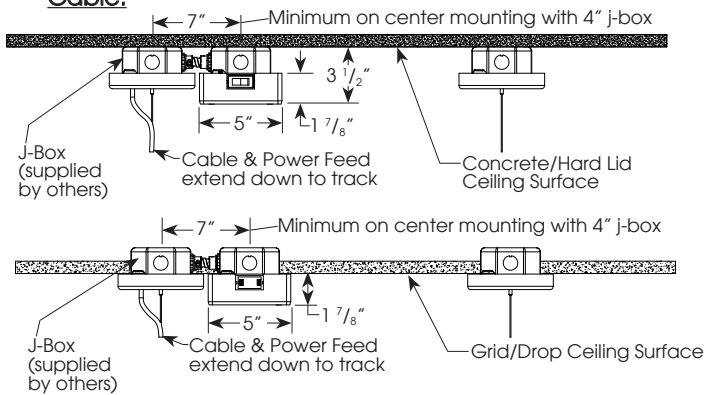
ACL-GES  
1 CIR 120V



## MOUNTING OPTIONS:

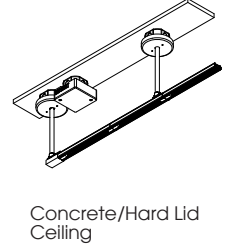
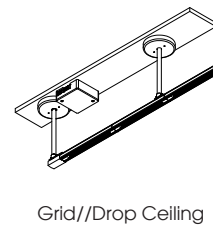
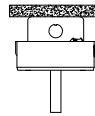
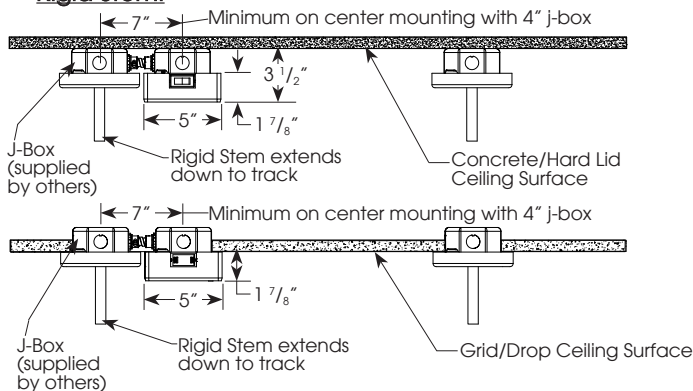
### Remote Options:

#### Cable:



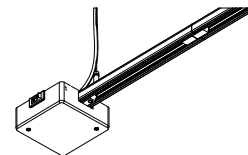
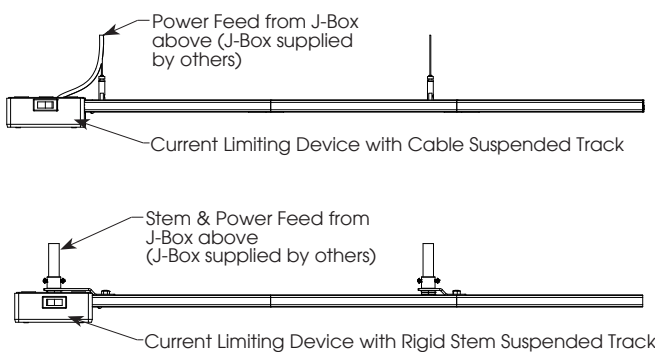
Note: Metal J-Box Canopies and A/C Cable Kits sold separately, consult factory.

#### Rigid Stem:

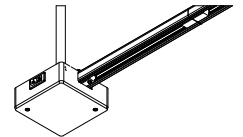


Note: Metal J-Box Canopy/Stem Kits sold separately, consult factory.

### Suspension Options:



Cable Suspension



Rigid Stem Suspension