

GOTHIC180 (Model)



TECHNICAL INFORMATION

[IES Files](#) ↓

Watt	18W – 38W
Luminaire	Up to 1350lm
CCT	3000K – 4000K
CRI	>70 – >80
Wiring	120V 60Hz, 120-277V 60Hz / 0-10V
LED life time	> 60000h - L80 - B20 (Ta 25°C)
Color	Grey - 16 / Black - 12 / Aluminium - 21

DESCRIPTION

Construction

- Die-cast aluminium body (EN 47100).
- Extruded aluminium pole.
- Double layer polyester powder paint resistant to corrosion and salt spray fog.
- Silicone rubber gaskets.
- AISI 316 stainless steel external screws.

Electrical & Optics

- Universal input voltage: 120-277V 50/60Hz or 120V 50/60Hz according to model variant.
- 0-10V dimming available.
- Driver protected against voltage surges up to 6kV on selected models.
- Wiring on removable galvanized steel tray.
- High-efficacy LEDs with standard 3000K, 4000K (2700K or other CCTs available on request).
- Screen made of 3/16" thermal-shock resistant tempered glass.

Listings

- Intertek certified to U.S. and Canadian standards suitable for wet locations (ETL mark).
- Suitable for mounting within 1.2 m (4 ft) of ground.
- Rated IP66 per EN60598.
- Luminaire rated for -40°C minimum ambient temperature on selected model variants.
- High quality LED sources characterized according to IES TM-30, with high color consistency <3SDCM and long useful life >60000 hours at L80.

Installation

- Surface installation.
- Double cable gland M20 for through wiring.
- Die-cast aluminium base (EN 47100) for anchoring with rawlplugs.
- Supplied with steel base plate and j-shaped anchor bolts.
- Available on request zinc-plated steel pillar for reinforced anchoring.
- Supplied with power cord (18AWG conductors).

IP66



VERSIONS *(Click on below link to configure your product)*



[small](#)

Size:
7" 3/32
27" 15/16



[large](#)


Size:
7" 3/32
39" 3/8



[+ decorative glass](#)

Size:
7" 3/32
27" 15/16 to 39" 3/8

OPTICS

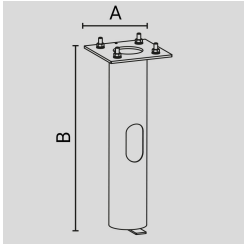


See accessories in the next page

HOT DIPPED ZINC-COATED STEEL BASEMENT FOR GROUND ANCHORING.

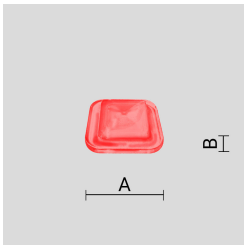
Arcluce Code **1099093X**

Code Ref.

**TECHNICAL INFORMATION**

Weight	14.55 lb
---------------	----------

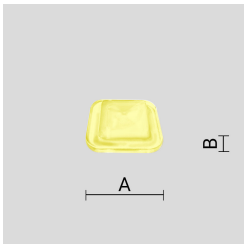
COLORED GLASS FILTERS TO BE ORDERED TOGETHER WITH THE DEVICE.

Arcluce Code **1099323X-13**Code Ref. **S6990-13****TECHNICAL INFORMATION**

Color	Red - 13
--------------	----------

Weight	0.09 lb
---------------	---------

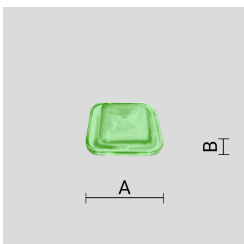
COLORED GLASS FILTERS TO BE ORDERED TOGETHER WITH THE DEVICE.

Arcluce Code **1099323X-14**Code Ref. **S6990-14****TECHNICAL INFORMATION**

Color	Yellow - 14
--------------	-------------

Weight	0.09 lb
---------------	---------

COLORED GLASS FILTERS TO BE ORDERED TOGETHER WITH THE DEVICE.

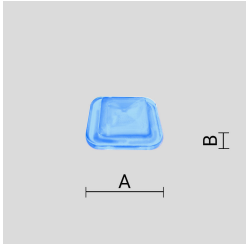
Arcluce Code **1099323X-15**Code Ref. **S6990-15****TECHNICAL INFORMATION**

Color	Green - 15
--------------	------------

Weight	0.09 lb
---------------	---------

COLORED GLASS FILTERS TO BE ORDERED TOGETHER WITH THE DEVICE.

Arcluce Code **1099323X-17**
Code Ref. **S6990-17**



TECHNICAL INFORMATION

Color Blue - 17

Weight 0.09 lb
