

INGROUND180 short (Model)



TECHNICAL INFORMATION

[IES Files](#)

Watt	14W
Luminaire	Up to 1400lm
CCT	3000K – 4000K
CRI	>80
Wiring	120-277V 60Hz / 0-10V
LED life time	> 60000h - L80 - B20 (Ta 25°C)
Color	Stainless Steel - 30

DESCRIPTION

Construction

- Die-cast aluminium body (EN 47100).
- AISI 316L stainless steel trim.
- Double layer polyester powder paint resistant to corrosion and salt spray fog.
- Silicone rubber gaskets.
- AISI 316 stainless steel external screws.

Electrical & Optics

- High-efficacy LEDs with standard 3000K, 4000K (2700K or other CCTs available on request).
- PMMA lenses for LEDs.
- Screen made of 13/32" thermal-shock resistant tempered glass.

Listings

- UL certified to U.S. and Canadian standards, suitable for wet locations (cULus mark).
- Rated IP67 per EN60598.
- Luminaire rated for -30°C minimum ambient.
- 2000-3000Kg static load capacity per EN60598.
- Can be driven over at maximum speed 20Km/h per EN60598.

Installation

- Recessed installation.
- Supplied with recessed installation box made of engineering plastic.
- Upon request fixtures can be supplied with anti-slip glass.

IP67




VERSIONS *(Click on below link to configure your product)*



[round trim above the ground](#)

- Size:
- Ø 7" 23/32
 - 4" 13/16
 - 5" 5/16



[squared trim above the ground](#)


- Size:
- 7" 23/32
 - 4" 13/16
 - 5" 5/16

OPTICS



See accessories in the next page

ANTI-SLIP OPAL GLASS.

Arcluce Code **1099282X**Code Ref. **O7791**

TECHNICAL INFORMATION

Weight	1.21 lb
--------	---------

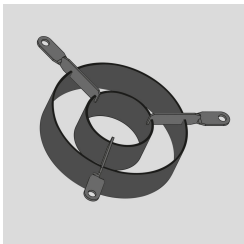
THERMOPLASTIC MATERIAL RECESSED INSTALLATION BOX.

Arcluce Code **1099208X**Code Ref. **O7795**

TECHNICAL INFORMATION

Weight	0.44 lb
--------	---------

PAINTED STEEL GLARE-CONTROL LOUVRED.

Arcluce Code **1099324X**Code Ref. **O7796**

TECHNICAL INFORMATION

Weight	1.32 lb
--------	---------
