

# INGROUND260 (Model)



## TECHNICAL INFORMATION

[IES Files](#) ↓

<b>Watt</b>	15W
<b>Luminaire</b>	Up to 1400lm
<b>CCT</b>	3000K – 4000K
<b>CRI</b>	>80
<b>Wiring</b>	120V 60Hz, 120-277V 60Hz / DALI, 120-277V 60Hz / 0-10V
<b>LED life time</b>	> 60000h - L80 - B20 (Ta 25°C)
<b>Color</b>	Stainless Steel - 30

## DESCRIPTION

### Construction

- Die-cast aluminium body (EN 47100).
- AISI 316L stainless steel trim.
- Double layer polyester powder paint resistant to corrosion and salt spray fog.
- Silicone rubber gaskets.
- AISI 316 stainless steel external screws.

### Electrical & Optics

- High-efficacy LEDs with standard 3000K, 4000K (2700K or other CCTs available on request).
- Reflector made of engineering plastic metalized in high-vacuum.
- Screen made of 19/32" thermal-shock resistant tempered glass.

### Listings

- Intertek certified to U.S. and Canadian standards suitable for wet locations (ETL mark).
- Rated IP67 per EN60598.
- Luminaire rated for -20°C minimum ambient.
- 6000Kg static load capacity per EN60598.
- Can be driven over at maximum speed 20Km/h per EN60598.
- High quality LED sources characterized according to IES TM-30, with high color consistency <3SDCM and long useful life >60000 hours at L80.

### Installation

- Recessed installation.
- Double cable gland PG16 for through wiring.
- Supplied with recessed installation box made of engineering plastic.
- Upon request fixtures can be supplied with anti-slip glass.

IP67



## VERSIONS *(Click on below link to configure your product)*



[round trim flush with ground](#)

Size:  
Ø 11" 1/32  
16" 17/32



[round trim above the ground](#)

Size:  
Ø 10" 13/16  
16" 3/8



[squared trim above the ground](#)

Size:  
10" 13/16  
16" 3/8

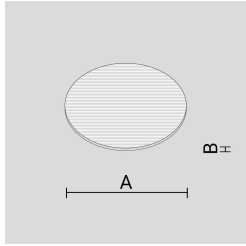
## OPTICS



See accessories in the next page

## GLASS LENS FOR ELLIPTIC BEAM.

Arcluce Code **1099253X**  
Code Ref. **O7590**



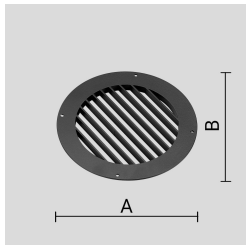
## TECHNICAL INFORMATION

Weight 0.6 lb

---

## PAINTED DIE-CAST ALUMINIUM DIRECTIONAL LOUVRE FOR GLARE CONTROL.

Arcluce Code **1099110X-12**  
Code Ref. **O7591-12**



## TECHNICAL INFORMATION

Color Black - 12

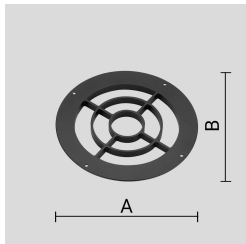
---

Weight 0.51 lb

---

## PAINTED DIE-CAST ALUMINIUM GLARE-CONTROL LOUVRED.

Arcluce Code **1099108X-12**  
Code Ref. **O7592-12**



## TECHNICAL INFORMATION

Color Black - 12


---

Weight 0.4 lb

---

## ANTI-SLIP OPAL GLASS.

Arcluce Code **1099283X**  
Code Ref. **O7597**



## TECHNICAL INFORMATION


Weight 3.59 lb

---

THERMOPLASTIC MATERIAL RECESSED INSTALLATION BOX WITH AISI 316L STAINLESS STEEL COUNTER-RING.

Arcluce Code **1099224X**

Code Ref. **O7599**



**TECHNICAL INFORMATION**

**Weight** 3.53 lb

---

THERMOPLASTIC MATERIAL RECESSED INSTALLATION BOX.

Arcluce Code **1099211X**

Code Ref. **O7598**



**TECHNICAL INFORMATION**

**Weight** 2.2 lb

---