

KRANE (Model)



TECHNICAL INFORMATION

[IES Files](#)

Watt	40W – 80W
Luminaire	Up to 5000lm
CCT	3000K – 4000K
CRI	>80
Wiring	120-277V 60Hz / 0-10V
LED life time	> 60000h - L80 - B20 (Ta 25°C)
Color	Grey - 16 / Aluminium - 21

DESCRIPTION

Construction

- Extruded aluminium body.
- Die-cast aluminium caps (EN 47100).
- Double layer polyester powder paint resistant to corrosion and salt spray fog.
- Silicone rubber gaskets.
- AISI 316 stainless steel external screws.

Electrical & Optics

- 0-10V dimming available.
- High-efficacy LEDs with standard 3000K, 4000K (2700K or other CCTs available on request).
- PMMA lenses for LEDs.
- Screen made of 5/16" thermal-shock resistant tempered glass.

Listings

- UL certified to U.S. and Canadian standards, suitable for wet locations (cULus mark).
- Rated IP66 per EN60598.
- Luminaire rated for -20°C minimum ambient.
- High quality LED sources characterized according to IES TM-30, with high color consistency <3SDCM and long useful life >60000 hours at L80.

Installation

- Post-top installation (Ø60mm tenon).

IP66



VERSIONS *(Click on below link to configure your product)*



[single light fitting](#)



[double light fitting](#)

Size:
37" 13/32
11" 21/32
4" 1/32

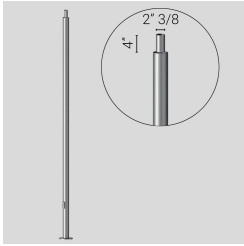
Size:
62" 1/1
11" 21/32
4" 1/32

OPTICS

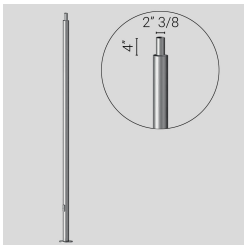


See accessories in the next page

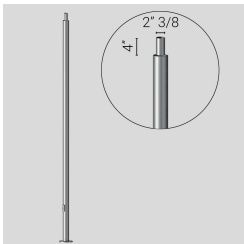
POLE 15' STRAIGHT, TOP 3" W/TENON ANTH.

Arcluce Code **X-PO15SAUS-16T**Code Ref. **1097043X-16US****TECHNICAL INFORMATION****Color** Grey - 16


POLE 20' STRAIGHT, TOP 3" W/TENON ANTH.

Arcluce Code **X-PO20SAUS-16T**Code Ref. **1097044X-16US****TECHNICAL INFORMATION****Color** Grey - 16

POLE 25' STRAIGHT, TOP 3" W/TENON ANTH.

Arcluce Code **X-PO25SAUS-16T**Code Ref. **1097045X-16US****TECHNICAL INFORMATION****Color** Grey - 16


POLE 15' TAPERED, TOP 3" W/TENON ANTH.

Arcluce Code **X-PO15TAUS-16T**Code Ref. **1097046X-16US****TECHNICAL INFORMATION****Color** Grey - 16

POLE 20' TAPERED, TOP 3" W/TENON ANTH.

Arcluce Code **X-PO20TAUS-16T**

Code Ref. **1097047X-16US**


**TECHNICAL INFORMATION**

Color Grey - 16

POLE 25' TAPERED, TOP 3" W/TENON ANTH.

Arcluce Code **X-PO25TAUS-16T**

Code Ref. **1097048X-16US**

**TECHNICAL INFORMATION**

Color Grey - 16

STRAIGHT POLE COVER 3' ANTH.

Arcluce Code **X-CO03SCUS-16**

Code Ref. **1099385X-16US**

**TECHNICAL INFORMATION**

Color Grey - 16

TAPERED POLE COVER 3' ANTH.

Arcluce Code **X-CO03TCUS-16**

Code Ref. **1099386X-16US**

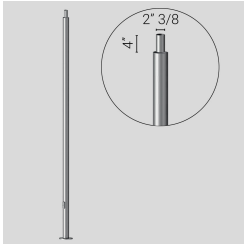
**TECHNICAL INFORMATION**

Color Grey - 16

POLE 15' STRAIGHT, TOP 3" W/TENON ALUM.

Arcluce Code **X-PO15SAUS-21T**

Code Ref. **1097043X-21US**

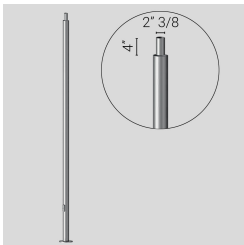
**TECHNICAL INFORMATION**

Color Aluminium - 21

POLE 20' STRAIGHT, TOP 3" W/TENON ALUM.

Arcluce Code **X-PO20SAUS-21T**

Code Ref. **1097044X-21US**

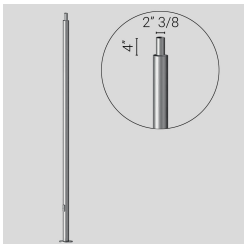
**TECHNICAL INFORMATION**

Color Aluminium - 21

POLE 25' STRAIGHT, TOP 3" W/TENON ALUM.

Arcluce Code **X-PO25SAUS-21T**

Code Ref. **1097045X-21US**


**TECHNICAL INFORMATION**

Color Aluminium - 21

POLE 15' TAPERED, TOP 3" W/TENON ALUM.

Arcluce Code **X-PO15TAUS-21T**

Code Ref. **1097046X-21US**


**TECHNICAL INFORMATION**

Color Aluminium - 21

POLE 20' TAPERED, TOP 3" W/TENON ALUM.

Arcluce Code **X-PO20TAUS-21T**

Code Ref. **1097047X-21US**


**TECHNICAL INFORMATION**

Color Aluminium - 21

POLE 25' TAPERED, TOP 3" W/TENON ALLUM.

Arcluce Code **X-PO25TAUS-21T**

Code Ref. **1097048X-21US**

**TECHNICAL INFORMATION**

Color Aluminium - 21

STRAIGHT POLE COVER 3' ALUM.

Arcluce Code **X-CO03SCUS-21**

Code Ref. **1099385X-21US**

**TECHNICAL INFORMATION**

Color Aluminium - 21

TAPERED POLE COVER 3' ALUM.

Arcluce Code **X-CO03TCUS-21**

Code Ref. **1099386X-21US**

**TECHNICAL INFORMATION**

Color Aluminium - 21
