


# THUNDER55 (Model)



## TECHNICAL INFORMATION

[IES Files](#)

|                      |                                |
|----------------------|--------------------------------|
| <b>Watt</b>          | 2W – 4W                        |
| <b>Luminaire</b>     | Up to 450lm                    |
| <b>CCT</b>           | 3000K – 4000K                  |
| <b>CRI</b>           | >80                            |
| <b>Wiring</b>        | ICC 350mA, ICC 700mA           |
| <b>LED life time</b> | > 60000h - L80 - B20 (Ta 25°C) |
| <b>Color</b>         | Stainless Steel - 30           |

## DESCRIPTION

### Construction

- AISI 316L stainless steel body and trim.
- Silicone rubber gaskets.

### Electrical & Optics

- High-efficacy LEDs with standard 3000K, 4000K (2700K or other CCTs available on request).
- PMMA lenses for LEDs.
- Screen made of 3/16" thermal-shock resistant tempered glass or opal PMMA screen.
- To be operated only with constant current 350mA Class 2 remote drivers (order separately).

### Listings

- UL certified to U.S. and Canadian standards, suitable for wet locations (cULus mark).
- Rated IP68 (up to 3') per EN60598.
- Luminaire rated for -40°C minimum ambient temperature.
- High quality LED sources characterized according to IES TM-30, with high color consistency <3SDCM and long useful life >60000 hours at L80.

### Installation

- Recessed installation.
- Supplied with recessed installation box made of engineering plastic.
- Other recessed installation boxes made of engineering plastic or of AISI 316L stainless steel available.
- Supplied with power cord. 22AWG conductors.

IP68  
40"




## VERSIONS *(Click on below link to configure your product)*




[grazing - oneway](#)

Size:  
Ø 2" 17/32  
3" 3/4  
4" 11/32




[grazing - twoway](#)

Size:  
Ø 2" 17/32  
3" 3/4  
4" 11/32




[grazing - radial](#)

Size:  
Ø 2" 17/32  
3" 3/4  
4" 11/32




[flush trim](#)

Size:  
Ø 2" 5/32  
3" 15/16




[oneway](#)

Size:  
Ø 2" 17/32  
3" 3/4  
4" 11/32




[twoway](#)

Size:  
Ø 2" 17/32  
3" 3/4  
4" 11/32



[radial](#)

Size:  
Ø 2" 17/32  
3" 3/4  
4" 11/32



[relief trim](#)


Size:  
Ø 2" 17/32  
3" 3/4  
4" 11/32

## OPTICS

*See accessories in the next page*




## THERMOPLASTIC MATERIAL RECESSED INSTALLATION BOX.

Arcluce Code **1099227X**Code Ref. **O7293****TECHNICAL INFORMATION****Weight** 0.18 lb


---

## STAINLESS STEEL AISI 316L INSTALLATION BOX.

Arcluce Code **1099225X**Code Ref. **O7295****TECHNICAL INFORMATION****Weight** 1.32 lb

---

## THERMOPLASTIC MATERIAL RECESSED INSTALLATION BOX.

Arcluce Code **1099226X**Code Ref. **O7299****TECHNICAL INFORMATION****Weight** 0.13 lb

---