

ZOYA (Model)



TECHNICAL INFORMATION

[IES Files](#)

Watt	40W – 81W
Luminaire	Up to 8100lm
CCT	3000K – 4000K
CRI	>80
Wiring	120-277V 60Hz / 0-10V
LED life time	> 60000h - L80 - B20 (Ta 25°C)
Color	Aluminium - 21 / Grey - 16 / Black - 12

DESCRIPTION

Construction

- Double layer polyester powder paint resistant to corrosion and salt spray fog.
- Silicone rubber gaskets.
- AISI 316 stainless steel external screws.

Electrical & Optics

- 0-10V dimming available.
- Driver protected against voltage surges up to 10kV.
- Wiring on removable galvanized steel tray.
- High-efficacy LEDs with standard 3000K, 4000K (2700K or other CCTs available on request).
- PMMA lenses for LEDs.
- Shatterproof polycarbonate screen, UV-rays stabilized, V2 self-extinguishing.

Listings

- UL certified to U.S. and Canadian standards, suitable for wet locations (cULus mark).
- Rated IP66 per EN60598.
- Luminaire rated for -40°C minimum ambient temperature.
- High quality LED sources characterized according to IES TM-30, with high color consistency <3SDCM and long useful life >60000 hours at L80.

Installation

- Post-top installation (Ø60mm tenon).
- Available accessory for mounting on standard junction boxes.
- Available wired with Zhaga Book 18 or NEMA ANSI C136.41 (5-pin) and waterproof cover. For the Zhaga Book 18 version add at the end of the code the suffix "ZU" for the version with adapter at the top, or "ZD" for the version with adapter at the bottom, or "ZB" for the version with adapter both at the top and at the bottom. For the NEMA ANSI C136.41 version, add the suffix "NU" at the end of the code for the version with adapter at the top.

IP66



VERSIONS *(Click on below link to configure your product)*



[comfort](#)

Size:
Ø 19" 3/8
25" 3/16



[opal](#)

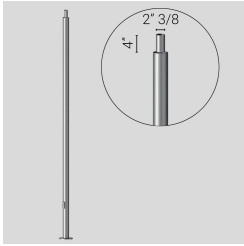
Size:
Ø 19" 3/8
25" 3/16

OPTICS

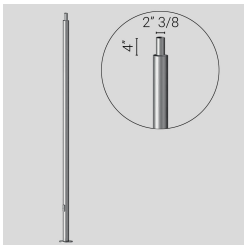


See accessories in the next page

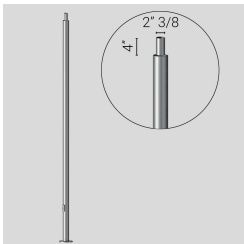
POLE 15' STRAIGHT, TOP 3" W/TENON ALUM.

Arcluce Code **X-PO15SAUS-21T**Code Ref. **1097043X-21US****TECHNICAL INFORMATION****Color** Aluminium - 21


POLE 20' STRAIGHT, TOP 3" W/TENON ALUM.

Arcluce Code **X-PO20SAUS-21T**Code Ref. **1097044X-21US****TECHNICAL INFORMATION****Color** Aluminium - 21

POLE 25' STRAIGHT, TOP 3" W/TENON ALUM.

Arcluce Code **X-PO25SAUS-21T**Code Ref. **1097045X-21US****TECHNICAL INFORMATION****Color** Aluminium - 21


POLE 15' TAPERED, TOP 3" W/TENON ALUM.

Arcluce Code **X-PO15TAUS-21T**Code Ref. **1097046X-21US****TECHNICAL INFORMATION****Color** Aluminium - 21

POLE 20' TAPERED, TOP 3" W/TENON ALUM.

Arcluce Code **X-PO20TAUS-21T**

Code Ref. **1097047X-21US**




TECHNICAL INFORMATION

Color Aluminium - 21

POLE 25' TAPERED, TOP 3" W/TENON ALLUM.

Arcluce Code **X-PO25TAUS-21T**

Code Ref. **1097048X-21US**



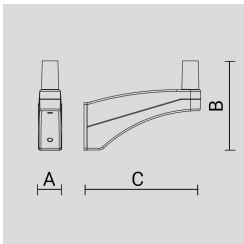
TECHNICAL INFORMATION

Color Aluminium - 21

PAINTED DIE-CAST ALUMINIUM WALL BRACKET FOR Ø 60 MM ARM.

Arcluce Code **1099098X-21**

Code Ref.



TECHNICAL INFORMATION

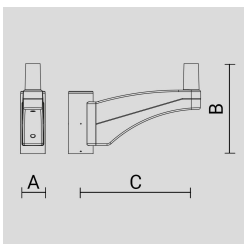
Color Aluminium - 21

Weight 5.51 lb

PAINTED DIE-CAST ALUMINIUM SINGLE POLE ATTACHMENT.

Arcluce Code **1099097X-21**

Code Ref.



TECHNICAL INFORMATION

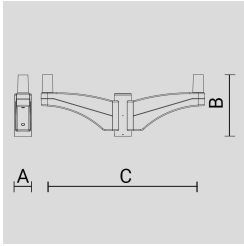
Color Aluminium - 21

Weight 7.72 lb

PAINTED DIE-CAST ALUMINIUM DOUBLE POLE ATTACHMENT.

Arcluce Code **1099096X-21**

Code Ref.



TECHNICAL INFORMATION

Color	Aluminium - 21
--------------	----------------

Weight	13.23 lb
---------------	----------

STRAIGHT POLE COVER 3' ALUM.

Arcluce Code **X-CO03SCUS-21**Code Ref. **1099385X-21US**

TECHNICAL INFORMATION

Color	Aluminium - 21
--------------	----------------

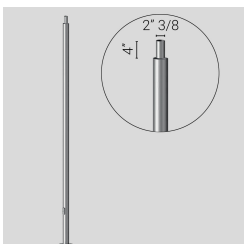
TAPERED POLE COVER 3' ALUM.

Arcluce Code **X-CO03TCUS-21**Code Ref. **1099386X-21US**

TECHNICAL INFORMATION

Color	Aluminium - 21
--------------	----------------

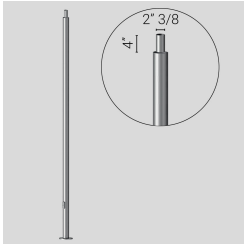
POLE 15' STRAIGHT, TOP 3" W/TENON ANTH.

Arcluce Code **X-PO15SAUS-16T**Code Ref. **1097043X-16US**

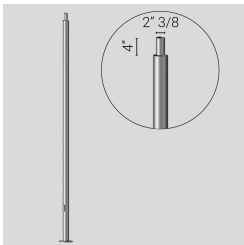
TECHNICAL INFORMATION

Color	Grey - 16
--------------	-----------


POLE 20' STRAIGHT, TOP 3" W/TENON ANTH.

Arcluce Code **X-PO20SAUS-16T**Code Ref. **1097044X-16US****TECHNICAL INFORMATION****Color** Grey - 16


POLE 25' STRAIGHT, TOP 3" W/TENON ANTH.

Arcluce Code **X-PO25SAUS-16T**Code Ref. **1097045X-16US****TECHNICAL INFORMATION****Color** Grey - 16

POLE 15' TAPERED, TOP 3" W/TENON ANTH.

Arcluce Code **X-PO15TAUS-16T**Code Ref. **1097046X-16US****TECHNICAL INFORMATION****Color** Grey - 16


POLE 20' TAPERED, TOP 3" W/TENON ANTH.

Arcluce Code **X-PO20TAUS-16T**Code Ref. **1097047X-16US****TECHNICAL INFORMATION****Color** Grey - 16

POLE 25' TAPERED, TOP 3" W/TENON ANTH.

Arcluce Code **X-PO25TAUS-16T**

Code Ref. **1097048X-16US**



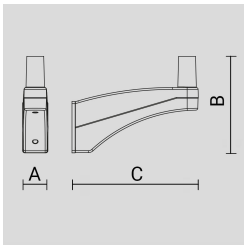
TECHNICAL INFORMATION

Color Grey - 16

PAINTED DIE-CAST ALUMINIUM WALL BRACKET FOR Ø 60 MM ARM.

Arcluce Code **1099098X-16**

Code Ref.



TECHNICAL INFORMATION

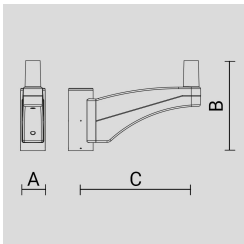
Color Grey - 16

Weight 5.51 lb

PAINTED DIE-CAST ALUMINIUM SINGLE POLE ATTACHMENT.

Arcluce Code **1099097X-16**

Code Ref.



TECHNICAL INFORMATION

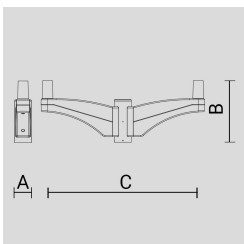
Color Grey - 16

Weight 7.72 lb

PAINTED DIE-CAST ALUMINIUM DOUBLE POLE ATTACHMENT.

Arcluce Code **1099096X-16**

Code Ref.



TECHNICAL INFORMATION

Color Grey - 16

Weight 13.23 lb

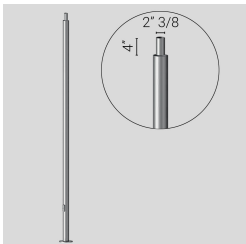
STRAIGHT POLE COVER 3' ANTH.

Arcluce Code **X-CO03SCUS-16**Code Ref. **1099385X-16US****TECHNICAL INFORMATION****Color** Grey - 16

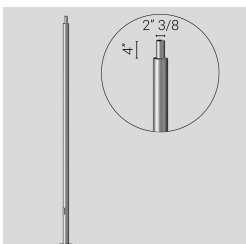
TAPERED POLE COVER 3' ANTH.

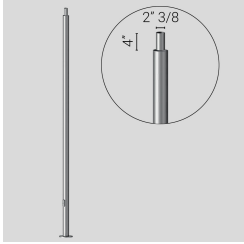
Arcluce Code **X-CO03TCUS-16**Code Ref. **1099386X-16US****TECHNICAL INFORMATION****Color** Grey - 16


POLE 15' STRAIGHT, TOP 3" W/TENON BLACK


Arcluce Code **X-PO15SAUS-12T**Code Ref. **1097043X-12US****TECHNICAL INFORMATION****Color** Black - 12


POLE 20' STRAIGHT, TOP 3" W/TENON BLACK

Arcluce Code **X-PO20SAUS-12T**Code Ref. **1097044X-12US****TECHNICAL INFORMATION****Color** Black - 12

POLE 25' STRAIGHT, TOP 3" W/TENON BLACKArcluce Code **X-PO25SAUS-12T**Code Ref. **1097045X-12US****TECHNICAL INFORMATION****Color** Black - 12

POLE 15' TAPERED, TOP 3" W/TENON BLACKArcluce Code **X-PO15TAUS-12T**Code Ref. **1097046X-12US****TECHNICAL INFORMATION****Color** Black - 12

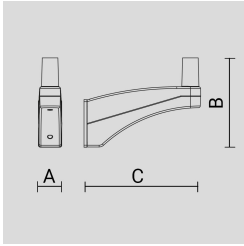
POLE 20' TAPERED, TOP 3" W/TENON BLACKArcluce Code **X-PO20TAUS-12T**Code Ref. **1097047X-12US****TECHNICAL INFORMATION****Color** Black - 12

POLE 25' TAPERED, TOP 3" W/TENON BLACKArcluce Code **X-PO25TAUS-12T**Code Ref. **1097048X-12US****TECHNICAL INFORMATION****Color** Black - 12

PAINTED DIE-CAST ALUMINIUM WALL BRACKET FOR Ø 60 MM ARM.

Arcluce Code **1099098X-12**

Code Ref.

**TECHNICAL INFORMATION**

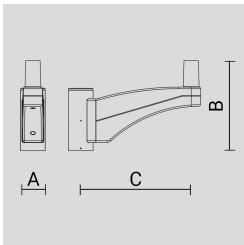
Color	Black - 12
--------------	------------

Weight	5.51 lb
---------------	---------

PAINTED DIE-CAST ALUMINIUM SINGLE POLE ATTACHMENT.

Arcluce Code **1099097X-12**

Code Ref.

**TECHNICAL INFORMATION**

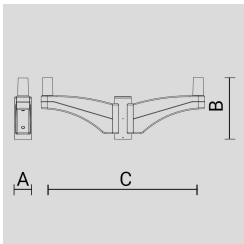
Color	Black - 12
--------------	------------

Weight	7.72 lb
---------------	---------

PAINTED DIE-CAST ALUMINIUM DOUBLE POLE ATTACHMENT.

Arcluce Code **1099096X-12**

Code Ref.

**TECHNICAL INFORMATION**

Color	Black - 12
--------------	------------

Weight	13.23 lb
---------------	----------

STRAIGHT POLE COVER 3' BLACK

Arcluce Code **X-CO03SCUS-12**Code Ref. **1099385X-12US****TECHNICAL INFORMATION**

Color	Black - 12
--------------	------------

TAPERED POLE COVER 3' BLACK

Arcluce Code **X-CO03TCUS-12**
Code Ref. **1099386X-12US**



TECHNICAL INFORMATION

Color Black - 12
