



Manufactured in the USA - IBEW



XICATO

Construction

- Aluminum housing with black, white or silver finish
- Accepts up to 3 accessories
- Weight: 3 lbs.

Electrical

- Integral electronic driver
- 100-277V, 50/60Hz
- Meets FCC 47 CFR Part 15/18 Requirements

Optics

- 20°, 40°, and 60° Field-changable reflectors
- CBCP: 4950 @ 20°
2750 @ 40°
1495 @ 60°

DMX Basic Features

- Available for ControlTrac and Pulse Track mounting options only (STA, HSTA or GAC).
- Factory addressable or field addressable using RDM only.
- Logarithmic dimming curve.
- Failure mode - Fail ON

CXT13 13W

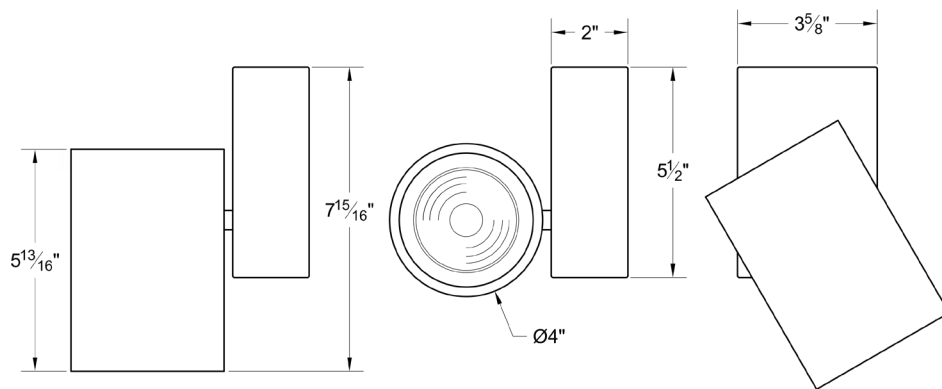
1300 Lumen LED



5 Holt Drive,
Stony Point, NY 10980
845-947-3034
info@tslight.com

The CXT13 is designed around the Xicato™ LED remote phosphor module. This module produces an even field of illumination for the most demanding applications. The CXT13 is ideal for museum and retail lighting where a low wattage, high output LED fixture would be required. Xicato™ LEDs exceed ANSI specifications by maintaining tight color consistency over the life of the LED module.

The CXT13 is available in standard black, white, or silver finishes. Custom colors are available upon request.



LED

- Xicato™ cold remote phosphor LED module
- Color temp options: 2700K, 3000K, 3500K, 4000K
- CRI: 83 standard or 98 optional (R9=96)
- Lumen maintenance: 86% of initial lumen output at 50,000 hours on LM-80 testing
- SDCM: 1 x 2 MacAdam Ellipse. 50 kelvin tolerance
- No UV or IR

Module	Total Wattage	Delivered Lumen	Efficacy (Lm/W)	CRI
83	13	1235	95	83
98	17	1235	67	98

* Total wattage equals LED plus driver. Delivered lumen may vary depending on LED module, color temperature, optics, and accessories.

Dimming

- Trailing edge (ELV): 120-277V
- Leading edge (Triac): 120V only
- 0-10V: 120-277V with surface mounting. For track applications, use E-series 2-circuit with data bus
- IP (Integral dimmer): 120-277V
- DMX: 120 - 277V, RDM addressable only. Dims to 0.1%
- Lutron ecosystem premier driver available, featuring dimming to 0.1% and soft on/soft off incandescent like dimming. Only available on fixtures 20 watts or less.

Ordering Matrix

Model	LED Module	Color Temp	Finish	Voltage	Optics	Mounting	Dimming	Accessories
CXT13	83 98	27 = 2700K 30 = 3000K 35 = 3500K 40 = 4000K	B = Black W = White S = Silver CC = Custom Color	100 120 240 277	10 = 10° 20 = 20° 40 = 40° 60 = 60° ZO = 15°-60°	See Mounting Options	TE = Trailing Edge LE = Leading Edge 010 = 0-10V IP = Integral Pot ND = Non-Dimming DXB = DMX Basic ECP = Ecosystem premier 0.1% dim	See Accessory Options

Maximum ambient temperature: 35°C
Maximum operating angle: 45° from vertical

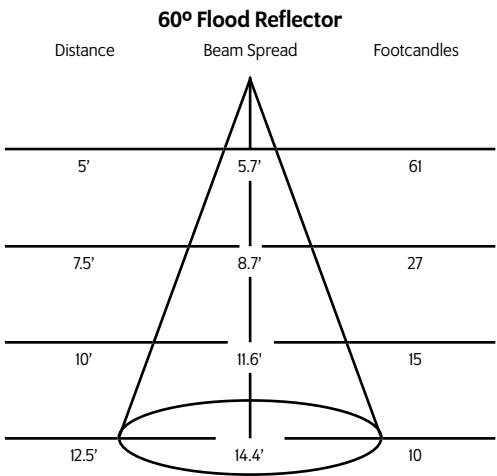
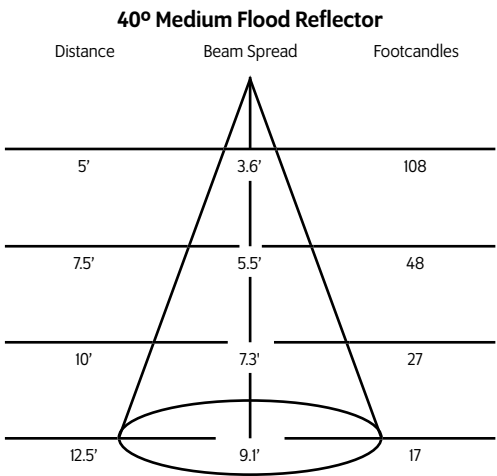
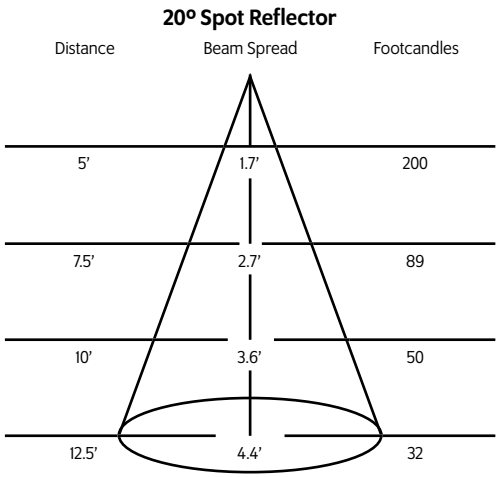
* See "Notes on Dimming" on reverse

Example: CXT13-83-27-B-100-20-TI-LV6

RXI- - - - -

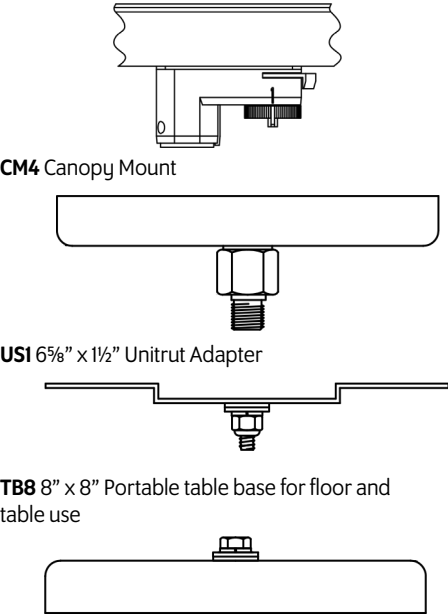
* Specification sheets are subject to change without notice.

Photometric Data 3000° K 83CRI

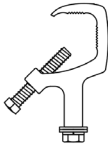


Mounting Options

- DT2** 2-circuit track adapter for SpecTrack databus. 120V.
- HDT2** Track adapter for SpecTrack 2-Circuit data track. 277V.
- T1** Track Adapter for commercial grade 1 & 2 circuit track. 120V. For use with larger, heavier fixtures.
- TA2** Track adapter for G-Series specification grade 2-circuit track. 277V.
- HTA2** Track adapter for G-Series specification grade 2-circuit track. 277V.
- TA3** Track adapter for G-Series specification grade 3-circuit track. 120V.



- MC** Light duty pipe clamp for small fixtures. For pipes up to 1 5/16" O.D.
- MN** Medium duty pipe clamp for small to large fixtures. For pipes up to 2" O.D.
- PC9M** Heavy duty pipe clamp for large, heavy fixtures. For pipes up to 2" O.D.



Accessories

- BD20** Barndoor
- LV22** Full Size Louver
- XL22** Full Size X Baffle Louver
- XH22** Full Size X Baffle Hood
- HD22** Hood/Snoot
- X00517** Accessory Holder
- LV18*** Honeycomb Louver
- DF22*** Glass Color Filter
- OF22-9101*** Smoothing Frost Filter
- GF22-600*** 5x50 Linear Lens
- GF22-601*** Solite Softner
- GF22-673*** 50 x 50 Spread Lens
- CC18** Coil Cord Option
- SC024** Safety Cable

* X00517 Required

Extension Wands

- SP 12** 12" Stem
- SP 18** 18" Stem
- SP 24** 24" Stem
- SP X** Custom Length

* For notes on dimming, please [click here](#).