

ICR100

80W, 9800 Lumen LED



5 Holt Drive,
Stony Point, NY 10980
845-947-3034
info@tslight.com

The ICR100 is a powerful LED fixture designed for medium to long throw applications. This efficient, 65-watt LED fixture can produce a 12° degree beam that rivals line voltage PAR technology. The ICR100 utilizes a Cree XLamp LED array that delivers a high lumen output and uniform color.

The ICR100 is available in Black, White, and Silver finishes. Custom colors are available upon request.



Manufactured in the USA - IBEW



Construction

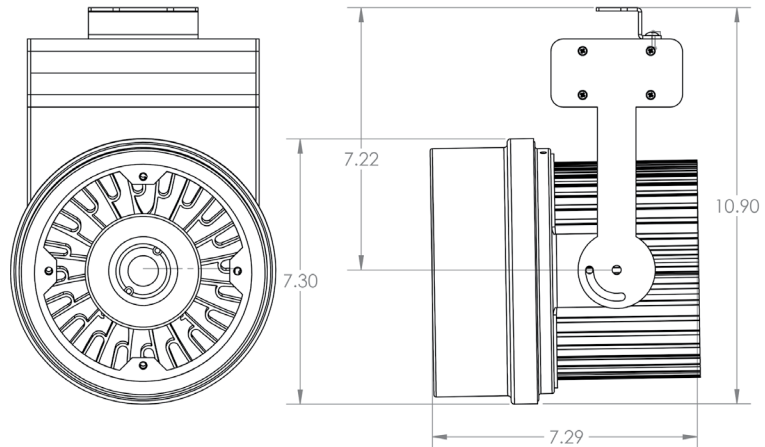
- Steel & aluminum housing with black, white or silver finish
- Internal multiple accessory holder
- Weight: 7 lbs.

Electrical

- Integral electronic driver
- 100-277V, 50/60Hz
- Meets FCC 47 CFR Part 15/18 Requirements

Optics

- 12°, 19°, 33° 40°, 48°, 55°, and 64°
Field - changeable reflectors



LED

- 2700K, 3000K, 3500K, 4000K, 5000K
- CRI: 80 Standard or 92 Optional
- Beam Angle: 12°, 19°, 33° 40°, 48°, 55°, 64°
- Cree XLamp LED array
- No UV or IR

CRI	Total Wattage	Delivered Lumen	Efficacy (Lm/W)	CRI
80	80	9800	123	80

* Total wattage equals LED plus driver. Delivered lumen may vary depending on LED module, color temperature, optics, and accessories.

* Testing done with 4000K COB.

DMX/RDM Features

- Push button addressing.
- Digital readout screen only activates when programming
- Master/Slave (local control) mode.
- Linear or logarithmic dimming curve.
- Failure mode - choice of Fail ON or Fail OFF or any desired setting in-between.
- Integral 120 ohm Terminating Resistance can be turned on or off via on board controls.

Ordering Matrix

Model	LED Module	Color Temp	Finish	Voltage	Optics	Mounting	Accessories
ICR100	80 92	27=2700K	B = Black	UNV = 120-277	12=12°	See Mounting Options	See Accessory Options
		30=3000K	W = White		19=19°		
		35=3500K	S = Silver		33=33°		
		40=4000K	CC =		40=40°		
		50=5000K	Custom Color		48=48° 55=55° 64=64°		

Maximum ambient temperature: 35°C

Maximum operating angle: 45° from vertical

* See "Notes on Dimming"

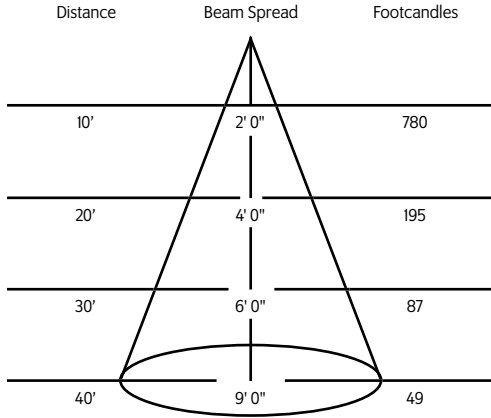
Example: ICR100-8030-B-120-12-DT2

ICR100- _____ - _____ - _____ - _____ - _____

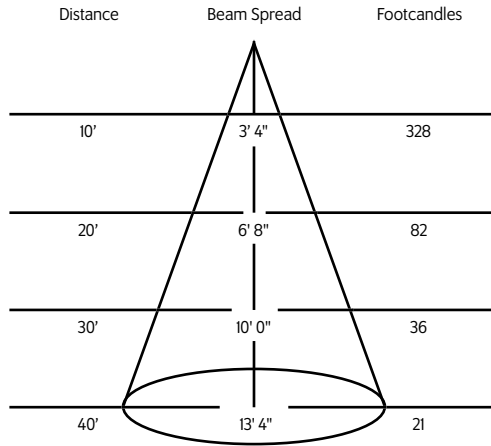
* Specification sheets are subject to change without notice.

Photometric Data

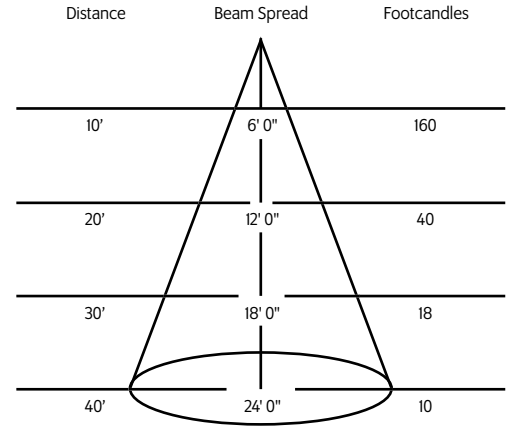
12° Spot Reflector



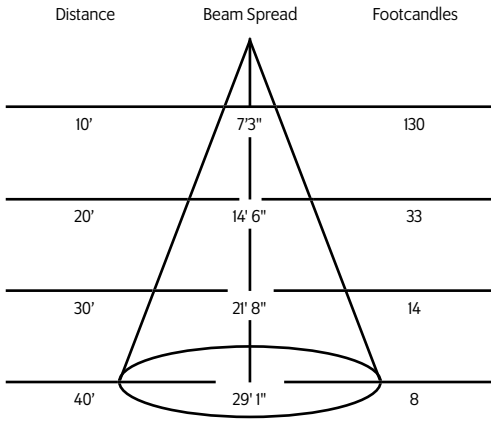
19° Spot Reflector



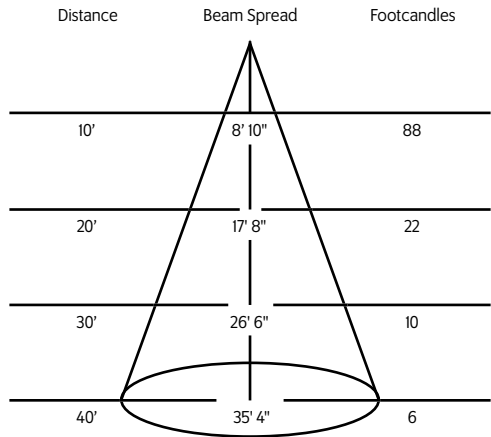
33° Narrow Flood Reflector



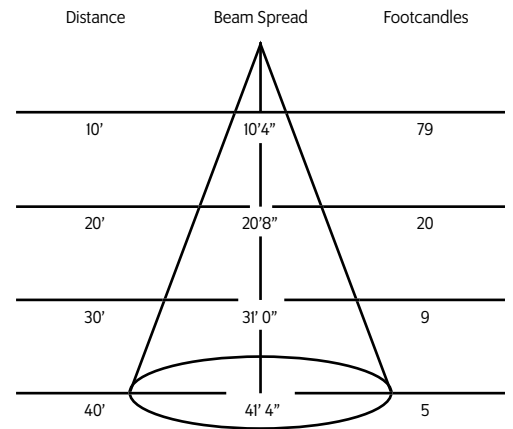
40° Flood Reflector



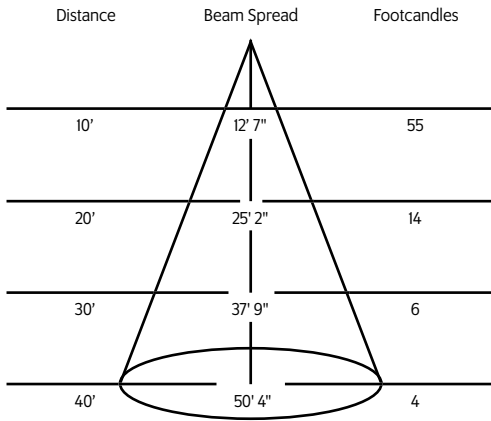
48° Wide Flood Reflector



55° Wide Flood Reflector



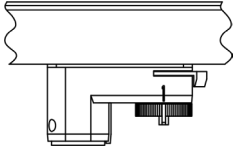
64° Wide Flood Reflector



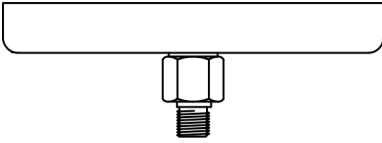
Mounting Options

DT2 2-circuit track adapter for SpecTrack databus. 120V.

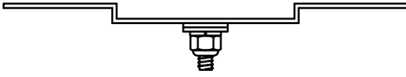
HDT2 Track adapter for SpecTrack 2-Circuit data track. 277V.



CM4 Canopy Mount

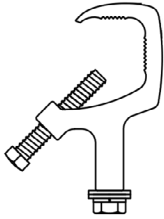


US1 6 $\frac{5}{8}$ " x 1 $\frac{1}{2}$ " Unitrut Adapter



MN Medium duty pipe clamp for small to large fixtures. For pipes up to 2" O.D.

PC9M Heavy duty pipe clamp for large, heavy fixtures. For pipes up to 2" O.D.



Accessories

LV9	Louwer
LV9BD	Louwer (for use with BD9)
BD9	Barndoor
HD9	Hood
XH9	Cross Baffle Hood
CF9	Color Frame
GF9	Glass Color Filter
DF9	Dichroic Color Filter
GF9-600	5°x50° Linear Lens
GF9-601	Beam Softener
GF9-673	50°x50° Spread Lens
CC18	Coiled Cord
SC-24	Safety Cable

Accessories

SP 12	12" Stem
SP 18	18" Stem
SP 24	24" Stem
SP X	Custom Length