



Manufactured in the USA - IBEW



Features

- Available in 1 to 4-light linear configurations
- 10°, 20°, 40° or 60° field-changeable reflectors
- Tunable range: 1650 - 8000K
- 90+ CRI
- Dimmable from 100 - 0.1% at constant CCT
- <2 MacAdam ellipse over 50,000 life
- Blends into the ceiling and can be installed with or without trim
- Each LED is individually mounted for pan and tilt
- Each lamp can be individually controlled in 2, 3 & 4 light configurations
- Accepts a variety of lenses and accessories
- Adjustable trim with torsion springs for ceilings up to 2" thick
- Adjustable butterfly mounting brackets included (additional mounting hardware provided by others)
- Black, white and silver trims available - custom colors upon request
- Compatible with 0 - 10V wired controls
- On-board Bluetooth Low Energy (BLE) included in every fixture
- Meets FCR 47 CFR Part 15/18 Requirements
- 90-305 VAC, 50/60 Hz



COLORMIX

* Specification sheets are subject to change without notice.

Mosaic Recessed

Color Mixing Tunable White Recessed Multiple



5 Holt Drive,
Stony Point, NY 10980
845-947-3034
info@tslight.com



The Mosaic Recessed is a color tuning, variable white fixture. It features high color rendering across a broad range of color temperatures, and the ability to add saturation and hue to your space. Think of it as a color palette to transform your environment, giving you the ability to paint the environment with rich color. The high quality variable white is perfect for retail, museum or hospitality settings.

It can be operated with a variety of control options, including DMX or RDM, 0-10V controllers, or Lutron control systems.

Control

- Protocol: DMX/RDM, Lutron Ecosystem, 010V or Bluetooth
- 4 DMX Channels
- Input: Ethercon and terminal block for DMX, terminal block only for 0-10V or ECO dimming
- Output: Ethercon and terminal block for DMX, terminal block only for 0-10V or ECO dimming
- Color Preset can be saved
- Do not install on a circuit containing a dimmer.
- DMX Addressing is RDM-only (No onboard DMX).

# of Lamps	Total Wattage	Delivered Lumen
CT22R-1	28W	2000
CT22R-2	56W	4000
CT22R-3	84W	6000
CT22R-4	112W	8000

Ordering Matrix

Model	# of Lamps	Inside Finish	Trim Finish	Gimble Finish	Optics	Dimming*
CT22R	1 = 1-Linear 2 = 2-Linear 3 = 3-Linear 4 = 4-Linear	B = Black W = White S = Silver CC = Custom	B = Black W = White S = Silver CC = Custom	B = Black W = White S = Silver CC = Custom	10 = 10° 20 = 20° 40 = 40° 60 = 60°	DMX = DMX / RDM

* See notes on dimming on reverse.


Example: CT22R-2-B-B-B-40-DMX

CT22R-_____

1-Linear CT20R-1



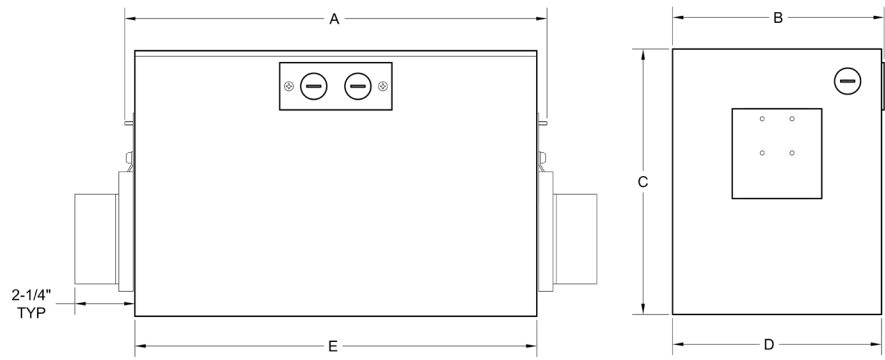
2-Linear CT20R-2



3-Linear CT20R-3



4-Linear CT20R-4



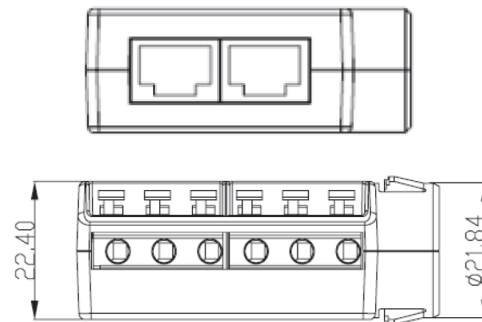
Model #	Length	Width	Height	Ceiling Cut-Out	
	(A)	(B)	(C)	(D)	(E)
CT20R-1	8 1/2"	7 1/2"	9"	7 3/16"	8"
CT20R-2	14 1/2"	7 1/2"	9"	7 3/16"	14"
CT20R-3	20 3/8"	7 1/2"	9"	7 3/16"	20"
CT20R-4	26 1/4"	7 1/2"	9"	7 3/16"	25 3/4"

Accessories

LV18*	Louwer
DF22*	Dichroic Color Filter
GF22-600*	5°x50° Linear Lens
GF22-601*	Beam Softener
GF22-673*	50°x50° Spread Lens
X00517	Accessory Holder

* X00517 Required, not compatible with 10° reflector option.

RJ45/Terminal Block



NOTE: These fixtures are not IC or Chicago Plenum Rated.