



Manufactured in the USA - IBEW



# XICATO

## Construction

- Aluminum housing with black, white or silver finish
- Accepts accessories
- Weight: 2 lbs.

## Electrical

- Integral electronic driver
- 100-277V, 50/60Hz
- Meets FCC 47 CFR Part 15/18 Requirements

## Optics

- 20°, 40°, and 60° Field-changeable reflectors
- CBCP: 7250 @ 20°  
3775 @ 40°  
2125 @ 60°

# RXT20 21W

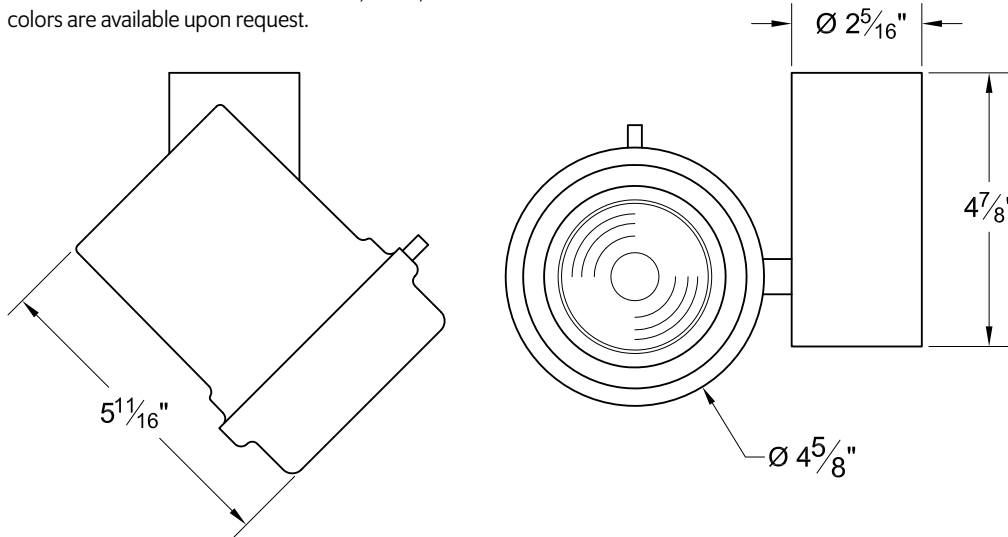
2000 Lumen LED



5 Holt Drive,  
Stony Point, NY 10980  
845-947-3034  
info@tslight.com

The RXT20 is designed around the Xicato™ LED remote phosphor module. This module produces an even field of illumination for the most demanding applications. The RXT20 is ideal for museum and retail lighting where a low wattage, high output LED fixture would be required. Xicato™ LEDs exceed ANSI specifications by maintaining tight color consistency over the life of the LED module.

The RXT20 is available in standard black, white, or silver finishes. Custom colors are available upon request.



## LED

- Xicato™ cold remote phosphor LED module
- Color temp options: 2700K, 3000K, 3500K, 4000K
- CRI: 83 standard or 98 optional (R9=96)
- Lumen maintenance: 86% of initial lumen output at 50,000 hours on LM-80 testing
- SDCM: 1 x 2 MacAdam Elipse. 50 kelvin tolerance
- No UV or IR

Module	Total Wattage	Delivered Lumen	Efficacy (Lm/W)	CRI
83	21	1900	102	83
98	29	1900	76	98

\* Total wattage equals LED plus driver. Delivered lumen may vary depending on LED module, color temperature, optics, and accessories.

## Dimming

- Trailing edge (ELV): 120-277V
- Leading edge (Triac): 120V only
- 0-10V: 120-277V with surface mounting. For track applications, use E-series 2-circuit with data bus

## Ordering Matrix

Model	LED Module	Color Temp	Finish	Voltage	Optics	Mounting	Dimming*	Accessories
RXT20	83 98	27 = 2700K 30 = 3000K 35 = 3500K 40 = 4000K	B = Black W = White S = Silver CC = Custom Color	100 120 240 277	10 = 10° 20 = 20° 40 = 40° 60 = 60° ZO = 15° - 60°	See Mounting Options	TE = Trailing Edge LE = Leading Edge 010 = 0-10V ND = Non-Dimming	See Accessory Options

Maximum ambient temperature: 35°C  
Maximum operating angle: 45° from vertical

\* See "Notes on Dimming" on reverse

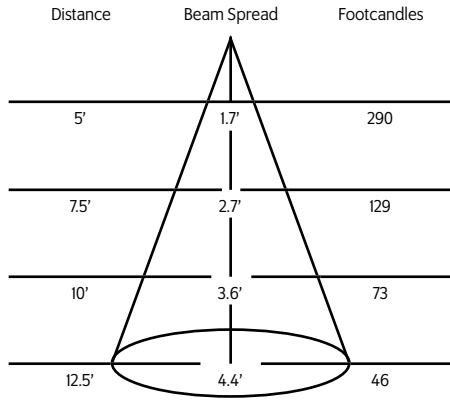
**Example:** RXT20-83-35-B-120-20-010-LV6

RXT20- \_\_\_\_\_ - \_\_\_\_\_ - \_\_\_\_\_ - \_\_\_\_\_ - \_\_\_\_\_ - \_\_\_\_\_ - \_\_\_\_\_

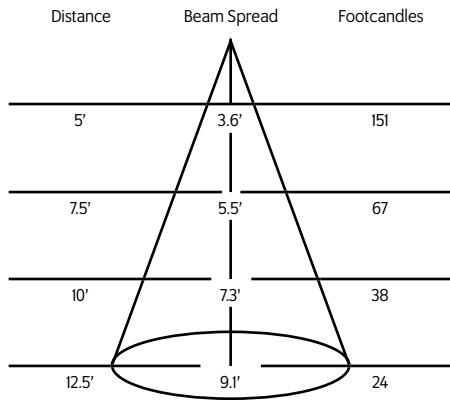
\* Specification sheets are subject to change without notice.

## Photometric Data 3000° K 83CRI

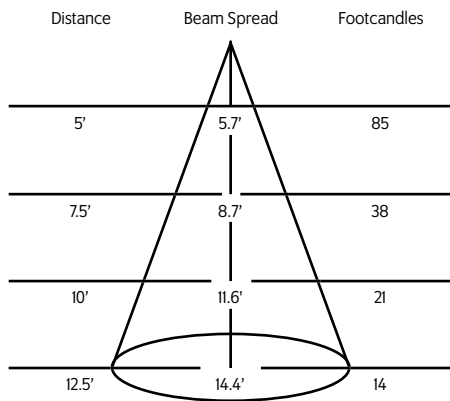
### 20° Spot Reflector



### 40° Medium Flood Reflector



### 60° Flood Reflector



## Mounting Options

**DT2** 2-circuit track adapter for SpecTrack databus. 120V.

**ADI** Track Adapter for commercial grade 1 & 2 circuit track. 120V. For use with lightweight fixtures.

**TI** Track Adapter for commercial grade 1 & 2 circuit track. 120V. For use with larger, heavier fixtures.

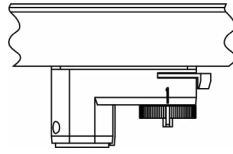
**TAI** Track adapter for E-Series specification grade track. 1 circuit. 120V.

**TA2** Track adapter for G-Series specification grade 2-circuit track. 120V.

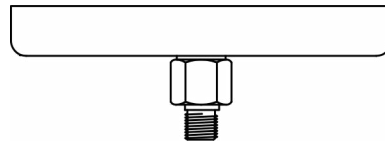
**HTA2** Track adapter for G-Series specification grade 2-circuit track. 277V.

**STA** 2 circuit track adapter for Data Bus. Specification grade track. 120V.

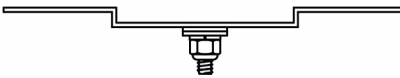
**TA3** Track adapter for G-Series specification grade 3-circuit track. 120V.



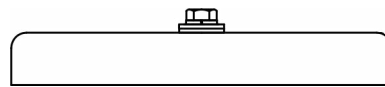
**CM4** Canopy Mount



**US1** 6 $\frac{5}{8}$ " x 1 $\frac{1}{2}$ " Unistrut Adapter



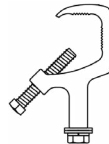
**TB4** 6 $\frac{1}{4}$ " Portable wall mount/table base floor, wall or table use.



**MC** Light duty pipe clamp for small fixtures. For pipes up to 15/16" O.D.

**MN** Medium duty pipe clamp for small to large fixtures. For pipes up to 2" O.D.

**PC9M** Heavy duty pipe clamp for large, heavy fixtures. For pipes up to 2" O.D.



## Accessories

<b>LV6</b>	Louwer
<b>XL6</b>	Cross Baffle Louwer
<b>BD10</b>	Barndoor
<b>HD6</b>	Hood
<b>XH6</b>	Cross Baffle Hood
<b>X00517 *</b>	Glass/Dichroic Holder
<b>GF22</b>	Glass Color Filter
<b>DF22</b>	Dichroic Color Filter
<b>GF22-600</b>	5°x50° Linear Lens
<b>GF22-601</b>	Beam Softener
<b>GF22-673</b>	50°x50° Spread Lens
<b>CC18</b>	Coiled Cord
<b>SC-24</b>	Safety Cable

\* Required accessory when using glass or dichroic filters

## Extension Wands

<b>SP 12</b>	12" Stem
<b>SP 18</b>	18" Stem
<b>SP 24</b>	24" Stem
<b>SP X</b>	Custom Length

\* For notes on dimming, please [click here](#).