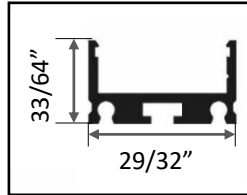


XT02 | Surface Mount / Pendant Extrusion



XT02 is a very common surface mounted extrusion as it is still quite small but can hold all lumen output tapes of the Beulux range. Made from anodized aluminum it has great heat dissipation capabilities.



Product Detail:

Material: Extruded Aluminum
Color: Anodized Silver
Size in inch: L 78 $\frac{3}{4}$ x W $\frac{29}{32}$ x H $\frac{33}{64}$
Customization: Cut to specified length

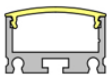
Applications:

- Surface Mount
- Transition Wall/Ceiling
- Curved Wall
- Hallways
- Pendant
- Cove
- Millwork
- Handrail
- Vanity
- Office

Compatible Lens

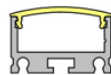
XT99-CLS

Seamless Clear Lens



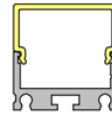
XT99-SLS

Seamless Satined Lens



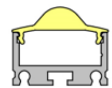
XT99-DL

Satined Drop lens



XT99-CL30

30° Clear Lens



Seamless clear and satined lens are available up to 19' 6" length

Compatible LED Tapelight

Product	Output (~lm/ft)	LEDs/ft	Consump. (watt/ft)	Efficacy (~lm/watt)	CRI	Voltage	Max Run Length	Cut Increment
---------	-----------------	---------	--------------------	---------------------	-----	---------	----------------	---------------

Vienna (High End)

L90	90	36	0.73	123	>80	24	75'	2"
L180	180	36	1.62	111	>80	24	47'	2"
L270	270	36	2.7	108	>80	24	34'	2"
L400	400	36	3.9	109	>80	24	25'	2"
L610	610	36	6.2	104	>80	24	18'	2"
L910	910	36	9.7	104	>80	24	10'	2"
RGB	Max 110	18	2.2	N/A	N/A	24	20'	4"
Tunable White	460	72	4.12	111	>80	24	30'	2"

Florence (Mid-Range)

L200	200	36	1.6	125	>90	24	55'	2"
L360	360	36	2.9	124	>90	24	42'	2"
L500	500	36	4.3	116	>90	24	32'	2"
L780	780	36	6.9	113	>90	24	24'	2"
L990	990	36	9.2	108	>90	24	16'	2"
RGB	200	36	7.3	29	N/A	24	16'	2"
RGBW	330	29	7.3	47	N/A	24	16'	2.5"
Tunable White	590	73	5.9	100	>90	24	16'	2"

Athens (Economy)

L240	240	36	2.1	117	>90	24	26'	2"
L460	460	36	4.1	114	>90	24	16'	2"
L680	680	36	6.3	109	>90	24	13'	2"

Paris (MegaCRI 95+)

L500	564	36	6.1	92	>95	24	16'	2"
------	-----	----	-----	----	-----	----	-----	----

Madrid (120V)

L360	360	22	4	90	>80	120	164'	4"
------	-----	----	---	----	-----	-----	------	----

XT02 | Surface Mount / Pendant Extrusion



Ordering Code Template: XT02 + Tapelight + Accessories

Extrusion	Lens	TL Line	Lumen Output	IP	CCT	End Cap	Mounting
-----------	------	---------	--------------	----	-----	---------	----------

Ordering Code: XT02 + Tapelight + Accessories

XT02	- DL	- F	- L200	IP00	CT35	- EC	- MCL
------	------	-----	--------	------	------	------	-------

Extrusion	Lens	Tapelight			End Cap	Mounting	
XT02	CL – Clear Lens SLS – Seamless Satined Lens DL - Drop Lens CL35 – 35° Clear Lens	V – Vienna	L90 – 90 lm/ft L180 – 180 lm/ft L270 – 270 lm/ft L400 – 400 lm/ft L610 – 610 lm/ft L910 – 910 lm/ft RGB - RGB TW - Tunable White	IP00 IP66	CT27 - 2700K CT30 - 3000K CT35 - 3500K CT40 - 4000K CT27 - 2700K CT30 - 3000K CT40 - 4000K	EC – End Cap ECD – End Cap for Drop Lens	MCL – Mounting Clip AA – Adj. Angle AA90 – 90° Adj. Angle CS – Cable Suspension Kit
		F – Florence	L200 – 200 lm/ft L360 – 360 lm/ft L500 – 500 lm/ft L780 – 780 lm/ft L990 – 990 lm/ft	IP00 IP66	CT27 - 2700K CT30 - 3000K CT35 - 3500K CT40 - 4000K		
			RGB - RGB RGBW - RGBW TW - Tunable White	IP00 IP65	N/A		
		A – Athens	L240 – 240 lm/ft L460 – 460 lm/ft L680 – 680 lm/ft	IP00 IP66	CT27 - 2700K CT30 - 3000K CT35 - 3500K CT40 - 4000K		
		P – Paris	L500 – 564 lm/ft	IP20	CT24 - 2400K CT27 - 2700K CT30 - 3000K CT35 - 3500K CT40 - 4000K		
		M – Madrid	L360 – 360 lm/ft	IP65	CT27 - 2700K CT30 - 3000K CT35 - 3500K CT40 - 4000K		

Accessories

XT02-EC



End Cap

XT02-ECD



End Cap for Drop Lens

ZZ99-MCL



Mounting Clip

ZZ99-AA



Adjustable Angle

ZZ99-AA90



90° Adjustable Angle


ZZ99-CS



Cable Suspension Kit

Connectors (applicable with Florence and Vienna)

CON-S



Splice connector

CON2-JC



Jumper Cable + 2" cable

CON20-JC



Jumper Cable + 20" cable

CON20-PF



Power Feed for white tapelight + 20" cable

CON20RGB-PF



Power Feed for RGB tapelight + 20" cable

Customization	LN20-CUST	EX20-CUST	M20-CUST	E20-CUST	E20-CUST-C	E20IP66-CUST	E20IP68-1-CUST	E20IP68-2-CUST	E20IP68-3-CUST
Cutting lens to specified length	✓								
Cutting extrusion to specified length		✓							
Miter corner extrusion and diffuser			✓						
Cutting extrusion, diffuser, and tapelight				✓	✓	✓			
Cutting extrusion, diffuser, and tapelight to 1-2 ft							✓		
Cutting extrusion, diffuser, and tapelight to 3-4 ft								✓	
Cutting extrusion, diffuser, and tapelight to 5-6 ft									✓
Installing the tapelight into the extrusion				✓	✓	✓	✓	✓	✓
Adding strain relief and power feed				✓	✓		✓	✓	✓
Adding strain relief and power feed w/ heat sink tube						✓			
Mounting end caps				✓	✓	✓			
Mounting and sealing end caps							✓	✓	✓
Customize to specified color					✓				
Solder 4 ft lead wire				✓	✓	✓	✓	✓	✓
Filling extrusion w/ clear material => 2 ft submersible							✓	✓	✓
Final function and quality inspection	✓	✓	✓	✓	✓	✓	✓	✓	✓

Power Supply Ordering Code

TR + 50 + IP00 = Non-Dimming, 50 watt, IP00, 88-264V output, 24V

1 - Model	2 - Power	3 - IP	Input	Output	Dimension (Inch) LxWxH
TR = Non-Dimming	50 = 50 watt 75 = 75 watt 100 = 100 watt 150 = 150 watt	IP00 = Indoor	88-264V	24V	3.90 X 3.82 X 1.42 5.08 X 3.82 X 1.50 6.26 X 3.82 X 1.50 7.84 X 3.85 X 1.50
	12 = 12 watt 16 = 16 watt 25 = 25 watt 35 = 35 watt	IP42 = Indoor	90-264V		3.03 X 1.57 X 1.14 3.03 X 1.57 X 1.14 3.31 X 2.24 X 1.16 3.31 X 2.24 X 1.16
	20 = 20 watt 35 = 35 watt 60 = 60 watt 100 = 100 watt	IP67 = Outdoor	90-264V		4.65 X 1.38 X 1.02 5.83 X 1.57 X 1.18 6.40 X 1.67 X 1.26 7.48 X 2.05 X 1.46
DTR = Dimming (0-10V)	16 = 16 watt 25 = 25 watt 40 = 40 watt 60 = 60 watt 90 = 90 watt 100 = 100 watt 120 = 120 watt 150 = 150 watt 185 = 185 watt 240 = 240 watt 320 = 320 watt 600 = 600 watt	IP67 = Outdoor	90-305V	24V	5.83 X 1.57 X 1.26 5.83 X 1.57 X 1.26 6.40 X 1.70 X 1.26 6.40 X 1.70 X 1.26 6.34 X 2.40 X 1.42 8.66 X 2.68 X 1.53 8.66 X 2.68 X 1.53 8.97 X 2.68 X 1.58 8.97 X 2.68 X 1.58 9.88 X 2.68 X 1.58 9.92 X 3.54 X 1.72 11.02 X 5.67 X 1.91
DTR – FP = Dimming (Forward Phase)	20 = 20 watt 40 = 40 watt 60 = 60 watt 75 = 75 watt 96 = 96 watt	IP67 = Outdoor	120V	24V	4.92 X 1.97 X 0.77 4.92 X 1.97 X 0.77 4.92 X 1.97 X 0.77 4.92 X 1.97 X 0.77 4.92 X 1.97 X 0.77